

UNITED STATES
SECURITIES AND EXCHANGE COMMISSION

Washington, D.C. 20549

FORM 10-K

(Mark One)

ANNUAL REPORT PURSUANT TO SECTION 13 OR 15(d) OF THE SECURITIES EXCHANGE ACT OF 1934

For the fiscal year ended December 31, 2022

OR

TRANSITION REPORT PURSUANT TO SECTION 13 OR 15(d) OF THE SECURITIES EXCHANGE ACT OF 1934 FOR THE
TRANSITION PERIOD FROM TO

Commission File Number 001-38624

Vaccinex, Inc.

(Exact name of Registrant as specified in its charter)

Delaware

(State or other jurisdiction of
incorporation or organization)

**1895 Mount Hope Avenue
Rochester, NY**

(Address of principal executive offices)

16-1603202

(I.R.S. Employer
Identification No.)

14620

(Zip Code)

Registrant's telephone number, including area code: **(585) 271-2700**

Securities registered pursuant to Section 12(b) of the Act:

Title of each class	Trading Symbol(s)	Name of each exchange on which registered
Common Stock, par value \$0.0001 per share	VCNX	Nasdaq Capital Market

Securities registered pursuant to Section 12(g) of the Act: None

Indicate by check mark if the Registrant is a well-known seasoned issuer, as defined in Rule 405 of the Securities Act. YES NO

Indicate by check mark if the Registrant is not required to file reports pursuant to Section 13 or 15(d) of the Act. YES NO

Indicate by check mark whether the Registrant: (1) has filed all reports required to be filed by Section 13 or 15(d) of the Securities Exchange Act of 1934 during the preceding 12 months (or for such shorter period that the Registrant was required to file such reports), and (2) has been subject to such filing requirements for the past 90 days. YES NO

Indicate by check mark whether the Registrant has submitted electronically every Interactive Data File required to be submitted pursuant to Rule 405 of Regulation S-T (§232.405 of this chapter) during the preceding 12 months (or for such shorter period that the Registrant was required to submit such files). YES NO

Indicate by check mark whether the Registrant is a large accelerated filer, an accelerated filer, a non-accelerated filer, a smaller reporting company, or an emerging growth company. See the definitions of "large accelerated filer," "accelerated filer," "smaller reporting company," and "emerging growth company" in Rule 12b-2 of the Exchange Act.

Large accelerated filer Accelerated filer

Non-accelerated filer Smaller reporting company

Emerging growth company

If an emerging growth company, indicate by check mark if the registrant has elected not to use the extended transition period for complying with any new or revised financial accounting standards provided pursuant to Section 13(a) of the Exchange Act.

Indicate by check mark whether the Registrant has filed a report on and attestation to its management's assessment of the effectiveness of its internal control over financial reporting under Section 404(b) of the Sarbanes-Oxley Act (15 U.S.C. 7262(b)) by the registered public accounting firm that prepared or issued its audit report.

If securities are registered pursuant to Section 12(b) of the Act, indicate by check mark whether the financial statements of the registrant included in the filing reflect the correction of an error to previously issued financial statements.

Indicate by check mark whether any of those error corrections are restatements that required a recovery analysis of incentive-based compensation received by any of the registrant's executive officers during the relevant recovery period pursuant to §240.10D-1(b).

Indicate by check mark whether the Registrant is a shell company (as defined in Rule 12b-2 of the Exchange Act). YES NO

The aggregate market value of the Registrant's common stock, par value \$0.0001 per share, held by non-affiliates of the Registrant, as computed by reference to the June 30, 2022 closing price reported by Nasdaq, was approximately \$25,255,087.

As of March 24, 2023, the Registrant had 49,880,761 shares of common stock, \$0.0001 par value per share, outstanding.

SPECIAL NOTE REGARDING FORWARD LOOKING STATEMENTS

This Annual Report on Form 10-K contains, and our officers and representatives may from time to time make, forward-looking statements within the meaning of Section 27A of the Securities Act of 1933, as amended, or the Securities Act, and Section 21E of the Securities Exchange Act of 1934, as amended, or the Exchange Act, which statements involve substantial risks and uncertainties. All statements contained in this Annual Report on Form 10-K other than statements of historical fact, including statements regarding our future results of operations and financial position, our business strategy and plans, and our objectives for future operations, are forward-looking statements. The words “may,” “could,” “will,” “should,” “expects,” “plans,” “anticipates,” “believes,” “estimates,” “predicts,” “potential,” “intends,” “continue” and similar expressions that convey uncertainty of future events or outcomes are intended to identify forward-looking statements. Forward-looking statements included in this Annual Report on Form 10-K include, but are not limited to, statements regarding:

- our ability to continue as a going concern;
- our ability to regain compliance with the Nasdaq listing requirement;
- the impacts of the COVID-19 pandemic on the expected timing and progress of our clinical trials, as well as other impacts of the COVID-19 pandemic on the economy, our industry, and our business, financial condition and results of operations, and our ability to raise capital;
- the sufficiency of the financing arrangements we have entered into, that are intended to fund our payroll and certain other operations for a limited period of time, and our ability to service our outstanding debt obligations;
- our estimates regarding our expenses, future revenues, anticipated capital requirements and our needs for additional financing;
- the implementation of our business model and strategic plans for our business and technology;
- the timing and success of the commencement, progress and receipt of data from any of our preclinical and clinical trials;
- our expectations regarding the potential safety, efficacy or clinical utility of our product candidates;
- the expected results of any clinical trial and the impact on the likelihood or timing of any regulatory approval;
- the difficulties in obtaining and maintaining regulatory approval of our product candidates;
- the rate and degree of market acceptance of any of our product candidates;
- the success of competing therapies and products that are or become available;
- regulatory developments in the United States and foreign countries;
- current and future legislation regarding the healthcare system;
- the scope of protection we establish and maintain for intellectual property rights covering our technology;
- developments relating to our competitors and our industry;
- our failure to recruit or retain key scientific or management personnel or to retain our executive officers;
- the performance of third parties, including collaborators, contract research organizations and third-party manufacturers;
- the development of our commercialization capabilities, including the need to develop or obtain additional capabilities; and
- our use of the proceeds from the offerings of our common stock.

These statements are only current predictions and are subject to known and unknown risks, uncertainties and other factors that may cause our or our industry’s actual results, levels of activity, performance or achievements to be materially different from those anticipated by the forward-looking statements. We discuss many of these risks in greater detail in the risk factors in Part I, Item 1A and elsewhere in this Annual Report on Form 10-K. You should not rely upon forward-looking statements as predictions of future events.

Although we believe that the expectations reflected in the forward-looking statements are reasonable, we cannot guarantee future results, levels of activity, performance or achievements. Except as required by law, after the date of this Annual Report on Form 10-K, we are under no duty to update or revise any of the forward-looking statements, whether as a result of new information, future events or otherwise.

References in this Annual Report on Form 10-K to “Vaccinex”, the “Company,” “we,” “our,” or “us” mean Vaccinex, Inc. and its subsidiaries except where the context otherwise requires.

Table of Contents

	<u>Page</u>
PART I	
Item 1. Business	1
Item 1A. Risk Factors	45
Item 1B. Unresolved Staff Comments	72
Item 2. Properties	72
Item 3. Legal Proceedings	72
Item 4. Mine Safety Disclosures	72
PART II	
Item 5. Market for Registrant’s Common Equity, Related Stockholder Matters and Issuer Purchases of Equity Securities	73
Item 6. Reserved	73
Item 7. Management’s Discussion and Analysis of Financial Condition and Results of Operations	74
Item 7A. Quantitative and Qualitative Disclosures About Market Risk	80
Item 8. Financial Statements and Supplementary Data	81
Item 9. Changes in and Disagreements with Accountants on Accounting and Financial Disclosure	81
Item 9A. Controls and Procedures	81
Item 9B. Other Information	81
Item 9C. Disclosure Regarding Foreign Jurisdictions that Prevent Inspections	81
PART III	
Item 10. Directors, Executive Officers and Corporate Governance	82
Item 11. Executive Compensation	84
Item 12. Security Ownership of Certain Beneficial Owners and Management and Related Stockholder Matters	89
Item 13. Certain Relationships and Related Transactions, and Director Independence	91
Item 14. Principal Accounting Fees and Services	93
PART IV	
Item 15. Exhibits, Financial Statement Schedules	94
Item 16. Form 10-K Summary	96
Signatures	97

Item 1. Business.





Overview

We are a clinical-stage biotechnology company engaged in the discovery and development of targeted biotherapeutics to treat serious diseases and conditions with unmet medical needs, including cancer, neurodegenerative diseases, and autoimmune disorders. We believe we are the leader in the field of semaphorin 4D (or SEMA4D) biology and that we are currently the only company targeting SEMA4D as a potential treatment for cancer, neurodegenerative diseases, or autoimmune disorders. SEMA4D is an extracellular signaling molecule that regulates the migration and activation of immune and inflammatory cells at sites of injury, cancer or infection. We are leveraging our SEMA4D antibody platform and our extensive knowledge of SEMA4D biology to develop our lead product candidate, pepinemab (also known as VX15/2503), an antibody that we believe exploits novel mechanisms of action. We are focused on the development of pepinemab for the treatment of certain cancer indications, in particular, head and neck squamous cell carcinoma, or HNSCC, and pancreatic cancer, or PDAC, as well as neurodegenerative diseases, including Huntington's disease, or HD, and Alzheimer's disease, or AD. Additionally, third party investigators are studying pepinemab in clinical trials in breast cancer as well as in "window of opportunity" studies in other indications. We have developed multiple proprietary platform technologies which have potential to develop product candidates against novel targets that could address serious diseases or conditions that have a substantial impact on day-to-day functioning and for which treatment is not addressed adequately by currently available therapies. We employ our proprietary platform technologies, including through our work with our academic collaborators, to identify potential product candidates for sustained expansion of our internal product pipeline and to facilitate strategic development and commercial partnerships.

Our lead platform technologies include our SEMA4D antibody platform, a core asset, and our ActivMAb antibody discovery platform, a valued technology.

- **Our SEMA4D antibody platform** is the application of our extensive knowledge of SEMA4D biology to develop our lead product candidate pepinemab for the treatment of various diseases and conditions, including cancer and neuroinflammatory and neurodegenerative diseases. Pepinemab's mechanisms of action block the SEMA4D signal and activate innate physiological mechanisms to respond to tumors or tissue injury. We first demonstrated in preclinical studies in animal models that the biological activities associated with an antibody blockade of SEMA4D can promote infiltration of activated immune cells while reducing immune suppression in tumors and promote the repair or prevention of neurological damage in neuroinflammatory and neurodegenerative diseases. A subsequent phase 2 clinical study of immunotherapy with pepinemab in combination with a checkpoint inhibitor (avelumab) supported increased benefit to patients with non-small cell lung cancer (NSCLC), and a recently completed phase 2 study of single agent pepinemab in Huntington's disease indicated both cognitive benefit and a reduction in brain atrophy and reversal of disease-associated loss of brain metabolic activity.
- **Our ActivMAb® antibody discovery platform** is a proprietary human antibody discovery platform based on a novel method for expressing complex multipass membrane proteins, as well as large and diverse libraries of high affinity, full-length human monoclonal antibodies on the surface of mammalian pox viruses. We believe our ActivMAb technology offers (i) rapid generation of high affinity, full-length, human monoclonal antibodies synthesized and naturally modified in mammalian cells, (ii) expression and selection of antibodies that easily and predictably transition to manufacturing in mammalian lines, and (iii) an innovative and efficient method for selecting antibodies against multi-pass membrane proteins, an important class of pharmacological targets that have been challenging for antibody selection. Our product candidate VX5 was generated by our ActivMAb platform and is currently in preclinical development for autoimmune disorders. We intend to continue to utilize our ActivMAb platform to identify additional product candidates for our own pipeline development and for strategic collaborations.

PIPELINE and MILESTONES

Study	Drug	Research	Phase 1	Phase 2	Partner	Milestones
Oncology						
 KEYNOTE-B84	Pepinemab Combo with Pembrolizumab	Head & Neck Cancer			Merck	• Enrolling
NCT05102721	Pepinemab Combo with Avelumab	Pancreatic Cancer			Merck, KGaA Darmstadt University of Rochester Funding support by Gateway Discovery Foundation	• Enrolling
NCT03769155, NCT03690986	Pepinemab Combo with Nivolumab and/or Ipilimumab	Melanoma, Head & Neck Cancer			Emory University investigator sponsored, with Bristol Myers Squibb	• Enrolling • ESMO & SITC 2022
NCT05378464	Pepinemab Combo with Dendritic Cell Vaccine	Breast Cancer			H. Lee Moffitt Cancer Center Investigator Sponsored, Funded by Bankhead and Coley Cancer Research Grant	• Enrolling
CLASSICAL-Lung	Pepinemab Combo with Avelumab	Non-Small Cell Lung Cancer			Merck, KGaA Darmstadt	• Complete • Published 2021
Neurology						
 SIGNAL-AD	Pepinemab	Alzheimer's Disease			Alzheimer's Association & Alzheimer's Drug Discovery Foundation	• Data 1H 2024
 SIGNAL	Pepinemab	Huntington's Disease				• Published 2022 • <i>Nature Medicine</i>
Drug Discovery						
 ActivMab®	Antibody Drug Discovery	ActivMab Technology			Multiple Pharma and Biotech	• Maximizing success to find Ab therapeutics for difficult targets

We initiated a new clinical trial of pepinemab in combination with Keytruda® for front-line recurrent or metastatic head and neck cancer (R/M HNSCC) in collaboration with Merck Sharp & Dohme Corp., and a new clinical trial of single agent pepinemab in Alzheimer's disease (AD) in 2021.

Pepinemab

Pepinemab is a humanized monoclonal antibody that binds and blocks the signaling activity of SEMA4D. We are advancing pepinemab which we believe has novel mechanisms of action for the treatment of cancer and certain neurodegenerative diseases, including HD and AD. As of December 31, 2022, 578 patients have been treated or enrolled in seven Phase 1 clinical trials and three Phase 2 clinical trials of pepinemab in separate indications.

Cancer

Through December 31, 2022, pepinemab has been studied as a treatment for advanced solid tumors, including in clinical trials in HNSCC, NSCLC, osteosarcoma, and melanoma. We have demonstrated in preclinical tumor models that SEMA4D regulates infiltration of immune precursor cells into tumor tissue. Our preclinical data suggest that blocking SEMA4D promotes infiltration of CD8+ cytotoxic T-cells that can eradicate the tumor while simultaneously altering the tumor microenvironment to reduce immunoinhibitory myeloid suppressor and T regulatory cells. We have also demonstrated in preclinical models the potential for synergy between pepinemab and different checkpoint inhibitors when used in combination. We completed a first Phase 1 clinical trial of pepinemab as a single-agent cancer therapy and released top-line data in October 2014. Pepinemab was well tolerated in this clinical trial.

In October 2017 in collaboration with Merck KGaA, we initiated the CLASSICAL-Lung clinical trial, a Phase 1b/2 clinical trial of pepinemab in combination with avelumab, (also known as Bavencio) an inhibitor of the PD-1/PD-L1 checkpoint pathway, in patients with NSCLC who have not previously been treated with immunotherapy. In July 2018, an additional cohort of patients who failed prior immunotherapy was added to the trial. The CLASSICAL-Lung trial consisted of a dose escalation phase and a subsequent dose expansion phase. We completed enrollment in the dose expansion phase in August 2019 and released topline data for this trial at the virtual American Society of Clinical Oncology (ASCO) conference in June of 2021. A manuscript reporting the results of this study was published in the journal *Clinical Cancer Research* in April of 2021. In the first quarter of 2023, Vaccinex initiated a Phase 1b/2 single-arm, open label study to evaluate pepinemab in combination with avelumab (Bavencio®) as second line combination therapy for patients with metastatic pancreatic adenocarcinoma (PDAC, NCT05102721). The trial will be conducted at the University of Rochester and is being primarily funded by a Gateway Discovery Award (administered by the Conquer Cancer Foundation/ASCO).

In February 2018, The Children’s Oncology Group, or COG, with financial support from the National Cancer Institute, initiated a Phase 1/2 clinical trial of pepinemab as a single agent in pediatric patients with recurrent, relapsed, or refractory solid tumors, including osteosarcoma. In June 2018, a Phase 1 Investigator Sponsored Trial (IST) of pepinemab in combination with Yervoy® or with Opdivo® began at the UCLA Jonsson Comprehensive Cancer Center in patients with advanced melanoma who have progressed on prior anti-PD-1/PD-L1 based therapies. Enrollment in this study has since been halted due to resource limitations at UCLA, however, several patients received extended treatment for an additional 2 to 3 years. In addition, Emory University has initiated separate Phase 1 IST “window of opportunity” studies evaluating pepinemab as a single agent and in combination with ipilimumab or nivolumab in melanoma and HNSCC. We also presented interim analysis of these window of opportunity studies at ASCO, in June 2020 and at ESMO and SITC cancer conferences in 2022. An investigator sponsored trial has also been initiated in May 2022 at Moffitt Cancer Center evaluating pepinemab in combination with adoptive dendritic cell therapy in patients HER2+ metastatic breast cancer (NCT05378464).

In the second half of 2021, in collaboration with Merck Sharp & Dohme Corp., a subsidiary of Merck & Co. Inc., Kenilworth, NJ, USA, we initiated the KEYNOTE-B84 clinical trial, a Phase 1b/2 clinical trial of pepinemab in combination with pembrolizumab (also known as Keytruda), an inhibitor of the PD-1/PD-L1 checkpoint pathway, for front-line treatment in patients with R/M HNSCC. KEYNOTE-B84 is planned to be a 65 patient, open-label, multi-center phase 1b clinical study, enrolling patients whose tumors express low PD-L1 (CPS<20) or high PD-L1 (CPS ≥20). Due in part to delays associated with the COVID-19 pandemic, we enrolled the first patient in this trial during the second half of 2021. We expect to complete a preplanned interim analysis of results of this phase 2 study of pepinemab in combination with Merck’s KEYTRUDA® in first-line head and neck cancer in the second quarter of 2023, with top-line data anticipated in 2024.

Huntington’s Disease

We are studying pepinemab as a treatment for HD, which is a neurodegenerative genetic disorder that typically manifests in mid-adult life. Our study of pepinemab in HD is based on our prior research of neurodegenerative disease mechanisms, in which we demonstrated in preclinical models that SEMA4D triggers activation of both microglia and astrocytes, the innate inflammatory cells of the central nervous system, or CNS. The chronic activation of microglia and astrocytes has been implicated as an important disease mechanism in HD, Alzheimer’s disease, or AD, progressive MS, and other neurodegenerative disorders. We initiated the SIGNAL study, a Phase 2 clinical trial, in July 2015 in early manifest and late prodromal (pre-manifest) HD patients. This clinical trial builds on preclinical studies in an animal model of HD and safety data from a Phase 1 dose-escalation clinical trial of pepinemab in MS patients that we completed in November 2014. The SIGNAL study has an adaptive design, and interim analysis of Cohort A data for 36 randomized patients was completed in April 2017. Data from this cohort showed that treatment with pepinemab induced a sharp increase in glucose metabolism in the brain during HD disease progression as detected by conventional FDG-PET imaging. On the basis of this data, the design of the Cohort B study was modified, and enrollment in Cohort B was completed in December 2018. Cohort B includes a total of 265 subjects in two cohorts: 179 patients who have early manifest disease, and 86 who are late prodromal. All subjects were randomized to receive monthly infusions of either pepinemab or placebo for 18 months in double-blind fashion without crossover. Topline data for the SIGNAL Phase 2 trial was reported on September 22, 2020 and more detailed analysis of the data was presented at medical conferences on October 30, 2020, April 30, 2021, and September 10, 2021. The U.S. Food and Drug Administration, or FDA, has granted both Orphan Drug designation and Fast Track designation to pepinemab for HD. Final data from the SIGNAL trial was published in Nature Medicine 28: 2813-2193 in 2022. To advance planning for a potential phase 3 study of pepinemab in HD, we have requested a meeting with the FDA to discuss details of the study design and key endpoints. We have received notice from the FDA they have granted this meeting request and they will provide a written response by May 16, 2023 to questions posed in the meeting package.

Alzheimer’s Disease

We initiated a clinical study of pepinemab as a potential treatment for AD in late 2020. This study of pepinemab in AD, which we refer to as “SIGNAL-AD,” will be based on our prior research of neurodegenerative disease mechanisms in which we demonstrated in preclinical models that SEMA4D triggers activation of both microglia and astrocytes and ameliorated cognitive decline in an AD disease model. In December 2019, we announced a funding grant of \$750,000 from the Alzheimer’s Association and an award in the form of investment in our common stock of up to \$3 million from the Alzheimer’s Drug Discovery Foundation, each in support of SIGNAL-AD. We received two-thirds of the funding in the second half of 2020 and expect to receive the remainder when enrollment is completed. As noted above, the chronic activation of microglia and astrocytes has been implicated as an important disease mechanism in AD as well as in other neurodegenerative disorders. The design for this study is based on evidence from the SIGNAL clinical trial in HD showing that treatment with pepinemab induced a sharp increase in glucose metabolism in the brain during HD disease progression as detected by conventional FDG-PET imaging. Previous studies in AD have shown that decline in glucose metabolism correlates with cognitive decline. Recently, it has been reported that FDG-PET is superior to the more established Aβ amyloid-PET as an indicator of cognitive decline in early AD, which gives us greater confidence in relying on the evidence from our SIGNAL clinical trial in HD to inform the design of the SIGNAL-AD trial. SIGNAL-AD is planned to be a 40 patient, randomized, placebo-controlled, multi-center phase 1b clinical study. Due in part to delays associated with the COVID-19 pandemic,

we enrolled the first patient in this trial during the second half of 2021 and expect to complete enrollment in the second quarter of 2023, with top-line data anticipated in 2024.

VX5

We discovered VX5 using our ActivMAb platform. VX5 is a human antibody to CXCL13, a molecule that regulates the formation of immune tissues, and is currently in preclinical development for the treatment of autoimmune disorders. In preclinical studies, anti-CXCL13 antibodies, such as VX5, have been shown to reduce CXCL13-induced B cell and T helper cell migration, which would otherwise contribute to inflammatory and autoimmune responses. Therapeutic administration of anti-CXCL13 antibody has also been demonstrated to prevent disease progression in mouse models of MS and rheumatoid arthritis.

Our Strategy

Our goal is to efficiently discover and cost-effectively develop targeted biotherapeutics that will provide safe, substantial and sustained benefits to patients with serious diseases and unmet medical needs. The principal elements of our business strategy are to:

- **Develop pepinemab in combination with checkpoint inhibitors as a therapy for patients with cancer.** We have completed the CLASSICAL–Lung clinical trial, a Phase 1b/2 clinical trial of pepinemab in combination with avelumab, an inhibitor of the PD-1/PD-L1 checkpoint pathway, in patients with NSCLC. Results demonstrated increased infiltration of cytotoxic T-cells into tumors and treatment appeared to provide an approximately two-fold increase in objective clinical responses relative to previously reported single agent avelumab. An unexpected finding was that NSCLC has a relative paucity of myeloid derived suppressor cells (MDSC). Since inhibition of these immunosuppressive cells is a second major mechanism of action of pepinemab, we, in collaboration with Merck Sharp & Dohme, have initiated a new study of the combination of pepinemab with Keytruda in first-line R/M HNSCC, a cancer indication in which MDSC are believed to play an important role in immune resistance.
- **Develop pepinemab as a therapy in Huntington’s disease.** We initiated the SIGNAL study, a multi-center, randomized, double-blind, placebo-controlled Phase 2 clinical trial in subjects with late prodromal and early manifest HD in July 2015. The SIGNAL study has an adaptive design, and interim analysis of Cohort A data for 36 randomized patients was completed in April 2017. On the basis of this data, the design of the Cohort B portion of the trial was modified, and enrollment was completed in December 2018 with a total of 265 subjects. Top-line data was released on September 22, 2020. Although the study did not meet its prespecified primary endpoints, it showed evidence of treatment related reduction in cognitive decline and brain atrophy and provided information that we believe will be valuable for the design of a potentially pivotal phase 3 study. We are currently exploring the possibility of partnering for such a study.
- **Develop pepinemab as a therapy in Alzheimer’s disease.** We initiated a randomized, placebo-controlled, multi-center phase 1/2a clinical study of pepinemab in AD, or the SIGNAL-AD trial, in 2021. This trial is based on evidence from the SIGNAL clinical trial in HD that showed treatment with pepinemab reduced cognitive decline and induced a sharp increase in glucose metabolism in the brain during HD disease progression as detected by conventional FDG-PET imaging. Previous studies in AD have shown that decline in glucose metabolism correlates with cognitive decline. We enrolled the first patient in mid-2021 with topline data anticipated in 2024.
- **Leverage our existing SEMA4D collaborations and establish new partnerships to explore the promise of combination therapies in additional disease indications.** We plan to build on our current research collaborations and establish new partnerships with pharmaceutical companies to explore various applications of our SEMA4D technology and continue to study pepinemab in combination with other cancer and neurodegenerative disease therapies currently in development. These are complex diseases, and it is reasonable to anticipate further benefits to combination treatments as we have seen in cancer immunotherapy.

As illustrated below, each of our two major platforms, SEMA4D and ActivMAB, is the subject of multiple existing research collaborations. We are actively engaged in discussions regarding additional collaborations.

Partner/Collaborator	Purpose of Relationship
Pepinemab	
Merck Sharp & Dohme (subsidiary MSD Int'l GmbH)	Phase 1b/2 clinical trial of pepinemab in combination with Keytruda, a checkpoint inhibitor, in immunotherapy naïve, front-line HNSCC patients.
Ares Trading S.A. (Merck KGaA, Darmstadt Germany)	Phase 1b/2 clinical trial of pepinemab in combination with avelumab, a checkpoint inhibitor, in two cohorts of (i) patients with NSCLC who have not previously been treated with immunotherapy and (ii) patients who have failed previous immunotherapy.
The Children's Hospital of Philadelphia, on behalf of Children's Oncology Group	Phase 1/2 IST of pepinemab as a single agent in pediatric patients with recurrent, relapsed, or refractory solid tumors, including osteosarcoma.
Emory University	Two separate Phase 1 IST "window of opportunity" studies evaluating pepinemab as a single agent and in combination with ipilimumab or nivolumab in pre-surgical melanoma, head and neck cancer patients.
Huntington Study Group	General CRO-related services for Phase 2 clinical trial of pepinemab in early-stage and late prodromal HD patients.
UCLA Jonsson Comprehensive Cancer Center ActivMAB	Phase 1 IST of pepinemab in combination with Yervoy and Opdivo in patients with melanoma whose tumors have progressed following treatment with any anti-PD-1/PD-L1 antibody.
Catalent Pharma Solutions, LLC	Selection of an antibody to a cancer membrane target suitable for construction of an antibody drug conjugate employing proprietary Catalent technology.
Surface Oncology, Inc.	Identification and selection of antibodies against two target antigens using our proprietary technology.
Unnamed Pharmaceutical Co. (1)	Novel technology development and antibody selection against multi-pass membrane receptors of corporate interest.
Unnamed Biotech Co. (3)	Novel technology development and antibody selection against multi-pass membrane receptors of corporate interest.

Background on the Immune System and Antibodies

The immune system is a powerful mechanism to defend and protect the body from pathogens, such as viruses, parasites and bacteria, and provides surveillance against cancers, by recognizing and responding to their characteristic antigens. The power of the immune system can, however, also present dangers, as misdirected immune responses can cause devastating autoimmune diseases. To address these issues, the immune system has evolved to encompass two interacting arms, an aggressive arm that serves to eradicate infection and has the potential to kill tumors and a regulatory arm that serves to limit the magnitude and duration of immune responses. The balance of activity between these two arms has evolved to allow effective responses to the numerous pathogens in our environment, the primary threat to the integrity of organisms. This balance is, however, not necessarily well calibrated to respond to weaker antigenic challenges such as those of tumors that differ in relatively subtle ways from our normal tissues to which we are generally tolerant. Advances in our understanding of these regulatory mechanisms and our ability to develop drugs that modulate their effects, such as checkpoint inhibitors, has enabled important advances in immunotherapy and the treatment of cancer. We believe our SEMA4D antibody platform offers novel mechanisms of immune modulation that could further enhance the beneficial effects of immunotherapy in cancer.

Key interacting elements of the immune system that play a role in either aggressive or regulatory responses include:

- B lymphocytes, or B cells, which are a type of white blood cell that produce antibodies in response to foreign antigens in the body. Activated B cells can produce factors that either enhance or limit immune responses.
- T lymphocytes, or T cells, which are a type of white blood cell generally divided into three subsets:
 - T helper cells, which interact with antigen-bearing immune cells and secrete specialized factors that activate other cells, such as B cells, to fight off infection;
 - Cytotoxic T lymphocytes (CTL), which directly kill certain types of parasites and cells, including tumor cells and virus-infected cells, and
 - Regulatory T cells, or Tregs, which can limit the activity of other immune cells.
- Dendritic cells, which capture and present antigens to T lymphocytes in the lymphoid organs where an immune response is initiated. Some dendritic cell subsets activate, and others suppress immune responses.
- Macrophages, some subsets, such as M1 type macrophage, help to regulate immune response by essentially picking up and ingesting foreign materials and presenting these antigens to activate other antigen-specific cells of the immune system, such as T cells and B cells. Other macrophage subsets, such as M2 type macrophage, are immunoregulatory and tolerogenic—that is, they can incapacitate other immune cells.
- Innate precursor cells including monocytes and granulocytes are recruited to sites of injury and can differentiate within tissues into macrophage and myeloid-derived suppressor cells (MDSC). MDSC are immunoregulatory and can limit activity of other immune cells.
- NK cells, which directly destroy certain types of tumor cells or cells infected with viruses.
- NKT cells, which can both directly destroy target cells and recruit and activate other immune effector cells to the site of tumor or infection.

The immune system protects the body through various mechanisms that recognize and eliminate bacteria, viruses and other pathogens, and abnormal cells such as cancer cells. These mechanisms initiate a series of signals resulting in stimulation of the immune system in response to pathogens or abnormal cells. The activities of the immune system are undertaken by its two components: the innate immune system and the adaptive immune system.

The role of the innate immune system is to provide a rapid, non-specific response to a pathogen or to abnormal cells in the body and to facilitate activation of the adaptive immune system. The innate immune system consists of specialized cells such as macrophages, dendritic cells, monocytes and NK and NKT cells. When the body recognizes a pathogen, it activates these specialized cells of the innate immune system, resulting in a cascade of signaling events that cause the production of proteins to fight the infection caused by the pathogen.

In contrast to the innate immune system, the adaptive immune system provides a pathogen-specific response to an infection. The adaptive immune system does this through the recognition by specific receptors expressed on B cells and T cells of specific proteins, called antigens, which are part of the pathogen or abnormal cell. Signals produced by the innate immune system facilitate this process. Upon recognition of an antigen, which could come from pathogens or from cancer cells, the adaptive immune system produces antibodies and antigen-specific immune cells that specifically detect and destroy cells that express the same antigen. T cells and B cells (and the antibodies derived from the mature B cell) of this adaptive immune system respond to the many antigenic differences between pathogens and human cells or to small structural differences that, for example, distinguish a cancer cell from a normal cell.

Monoclonal antibodies are proteins manufactured in cultured cells that can bind to specific substances in the body, including cancer cells or molecules that regulate immune responses. Monoclonal antibodies can be used alone to enhance immune responses or to direct NK cells to tumors or to carry drugs, toxins or radioactive substances directly to cancer cells. Therapeutic monoclonal antibodies are typically derived from genes encoding specific natural antibodies and are produced by introducing those genes into specially adapted mammalian manufacturing cell lines. The antibody's ability to bind specifically to a target or antigen is also referred to as its specificity. Using this mechanism, antibodies can tag foreign substances for attack by other immune system cells or neutralize the targets directly. In treating diseases such as cancer, researchers either find antigens specific to cancer cells and create antibodies that bind those antigens to use the body's immune system to destroy the cancer cells or target immune regulatory mechanisms to increase the magnitude and duration of protective immune responses.

Our SEMA4D Antibody Platform

Overview

Our SEMA4D antibody platform is the application of our extensive knowledge of SEMA4D biology to develop our lead product candidate pepinemab for the treatment of various diseases and conditions, including to promote immune cell infiltration and activity in tumors as well as to inhibit neuroinflammatory and neurodegenerative diseases. Pepinemab, a molecule that blocks the signaling activity of SEMA4D, is currently in clinical development by us for the treatment of HNSCC, PDAC, and AD, as well as by third parties in ISTs for breast cancer and in multiple "window of opportunity" studies in other indications. We initiated a clinical trial of pepinemab in combination with Keytruda for R/M HNSCC and as a single agent in AD in the second half of 2021 and intend to use our SEMA4D platform to address additional cancer indications and other diseases in the future.

Pepinemab

Pepinemab is a humanized monoclonal antibody that binds and blocks the signaling activity of SEMA4D, which is an extracellular signaling molecule that regulates the migration and activation of immune and inflammatory cells at sites of injury, cancer or infection. SEMA4D signals through the plexin-B1, or plexin-B2, (PLXNB1 or PLXNB2) receptors expressed on many precursor cells. Binding of SEMA4D ligand to the extracellular domain of plexin-B1 receptors triggers activation of its cytoplasmic Rho-GTPase activating domain. This leads to inactivation of Rho kinase which, through a chain of events, normally prevents depolymerization of the actin cytoskeleton. The PLXNB1 receptor molecule can activate the R-Ras protein, which regulates adhesion to the extracellular matrix. These two activities, cell adhesion and cytoskeletal reorganization, control the migration and differentiation of precursor cells. Precursor cells play an important role in maintaining health and repairing tissue damage in the adult organism by migrating to affected target locations in the body where they can differentiate into mature functional cells. In the case of an immune precursor cell, the mature cell can engage in protective activity against a tumor or infection. Other precursor cells are dedicated to repairing tissue damage, such as precursor cells that can remyelinate nerve axons at a demyelinated lesion. Depending on the nature of a precursor cell and its natural signaling cascade, SEMA4D can inhibit or activate cell migration and/or maturation.

As a result, pepinemab's ability to affect SEMA4D's regulation of precursor cells may be relevant to multiple disease indications. In cancer, we believe pepinemab will promote the infiltration and activation of immune precursor cells in the tumor. In HD, we believe pepinemab will mobilize precursor cells that repair damage to myelin and neurons and prevent chronic activation of inflammatory cells of the brain, the astrocytes and microglia that are implicated in neurodegenerative diseases.

We have performed numerous preclinical studies in animal disease models to investigate the mechanisms of action of anti-SEMA4D antibodies. Pepinemab is a humanized version of our antibody used in preclinical studies. The mouse antibody that we use in our pre-clinical studies and the humanized antibody we use in our clinical trials are closely related and have very similar properties, including specificity and affinity. For convenience, they are both referred to as pepinemab in our preclinical studies and in the clinical trials described in this Annual Report.

Collaboration and IST Agreements

Merck Sharp & Dohme

In September 2020, we entered into a clinical trial collaboration and supply agreement with Merck Sharp & Dohme Corp., a subsidiary of Merck & Co. Inc., Kenilworth, NJ, USA, to test pepinemab in combination with pembrolizumab checkpoint inhibitor in R/M HNSCC patients for first-line treatment, which is the KEYNOTE-B84 clinical trial. We sponsored the investigational new drug application, or IND, for this study and Merck provides Keytruda for the trial. The agreement does not convey rights or a license to Merck to either manufacture or sell pepinemab. The agreement also does not convey rights or a license to us to either manufacture or sell pembrolizumab, a Merck compound. All clinical data, including raw data and results, generated under this agreement will be jointly owned by us and Merck. The clinical trial was initiated in the second half of 2021 and is currently enrolling into the Phase 2 expansion segment of the trial.

Merck KGaA

In October 2016, we entered into a clinical trial collaboration and supply agreement with Merck KGaA through its subsidiary, Ares Trading S.A., to test pepinemab in combination with avelumab checkpoint inhibitor in NSCLC patients whose tumors have progressed on or following chemotherapy, which is the CLASSICAL–Lung clinical trial. An additional cohort of patients whose tumors failed prior immunotherapy was added in July 2018. We sponsored the investigational new drug application, or IND, for this study and Merck KGaA shared in the cost of the trial. A second collaboration was initiated to test pepinemab in combination with avelumab as second line combination therapy for patients with metastatic pancreatic adenocarcinoma (PDAC, NCT05102721). Avelumab is being provided by Merck KGaA, Darmstadt, Germany and Pfizer, Inc. for the PDAC NCT05102721 study. Either party may elect to extend the collaboration to one additional cancer indication under certain circumstances. The agreement does not convey rights or a license to Merck KGaA to either manufacture or sell pepinemab. The agreement also does not convey rights or a license to us to either manufacture or sell avelumab, a Merck KGaA compound. All clinical data, including raw data and results, generated under this agreement will be jointly owned by us and Merck KGaA. The clinical trial concluded in the second quarter of 2020 and a clinical study report was completed which terminated our collaboration in NSCLC. A manuscript reporting the results of this study was published in the journal *Clinical Cancer Research* April 5, 2021; DOI:10.1158/1078-0432.CCR-20-4792.

UCLA Jonsson Comprehensive Cancer Center

In June 2018, we entered into an Investigator Sponsored Clinical Trial Agreement, or ISTA, with the University of California Los Angeles Jonsson Comprehensive Cancer Center. We provide pepinemab drug and financial support for a Phase 1 IST of pepinemab in combination with Yervoy or with Opdivo in two separate cohorts of patients with melanoma whose tumors have progressed following treatment with any anti-PD-1/PD-L1 antibody. The Yervoy and Opdivo checkpoint inhibitors are provided by Bristol-Myers Squibb under a separate agreement with UCLA. The Cancer Center owns the clinical data generated from this IST, and we have the right to access and use this data for any lawful purpose. We provided funding for site clinical operations and clinical laboratory testing of patient samples at Covance Central Labs. This trial was unexpectedly terminated in the third quarter of 2020 after only a handful of patients had been treated when the principal investigator transferred from the Jonsson Cancer Center to another Institution. One of three patients treated with the combination of pepinemab and Opdivo experienced durable disease stabilization for approximately 21 months and continued treatment under an extended access program.

Children's Oncology Group

In December 2017, we entered into an agreement for an IST with Children's Hospital of Philadelphia, or CHOP, on behalf of COG, to provide pepinemab for a Phase1/2 clinical trial to study pepinemab as a single agent in treating younger patients with recurrent, relapsed, or refractory solid tumors, including osteosarcoma. We provided pepinemab drug and limited funding for clinical laboratory testing of patient samples, but all other clinical trial expenses are funded by the National Cancer Institute, or the NCI, through a grant to COG. CHOP, on behalf of COG, owns the clinical data developed or obtained in connection with this IST, except that we will own data developed by or obtained from us or on our behalf and that Vaccinex and CHOP, on behalf of COG, will jointly own certain pharmacokinetic and pharmacodynamic data and biomarker analysis data. We possess an exclusive right under the agreement to purchase any of the data owned by CHOP. No license rights to pepinemab are conveyed to CHOP, COG or the NCI by this agreement. The study has been completed and a clinical report is in preparation. Pepinemab was well-tolerated in both children and adolescents and one 8-year-old boy with osteosarcoma had ongoing disease stabilization for greater than 2 years. However, the frequency and duration of objective responses did not support continued development as a single agent.

We have entered into three IST agreements with Emory University to provide pepinemab and financial support for three separate investigator sponsored clinical trials. Due to difficulties related to patient recruitment, one of these trials has been abandoned. Patient recruitment in the other two trials has been successful and the studies are continuing. (1) a Phase 1 clinical trial evaluating pepinemab as a single agent and in combination with ipilimumab or nivolumab in pre-surgical patients with resectable head and neck cancer; and (2) a Phase 1 clinical trial evaluating pepinemab as a single agent and in combination with ipilimumab or nivolumab in pre-surgical patients with resectable melanoma. Both studies will evaluate the effect of the regimens on the immune profile in the tumor microenvironment and in peripheral blood. These trials are “window of opportunity” studies in which patients receive treatment between their cancer diagnosis and surgical resection. To support these studies, we are providing pepinemab and combination antibodies for neoadjuvant administration and limited financial support for site clinical operations prior to resection and clinical laboratory testing of patient samples. Emory University will own the clinical data resulting from these ISTs, and we will have the right to access and use this data for any lawful purpose. No license rights to pepinemab are conveyed to Emory University by these agreements.

Huntington Study Group (SIGNAL)

In March 2015, we entered into a Clinical Trial Management Agreement with The Huntington Study Group, or HSG, to provide general CRO-related services for the SIGNAL study in HD, including management of subcontractors involved in the clinical trial, at approximately 30 clinical sites in the United States and Canada, each covered by a standard clinical trial agreement between us, as IND sponsor, HSG and the clinical site. Payments are on a fee for service basis. We will retain ownership of all clinical data generated from this agreement, while HSG and its subcontractors, including the clinical sites, will have the right to use limited data generated from the study for internal educational and non-commercial purposes. No license rights to pepinemab are conveyed to HSG by this agreement. Top line data from this study was released on September 22, 2020 and further analysis was presented at medical conferences on October 30, 2020, April 30, 2021 and September 10, 2021. A manuscript reporting detailed study results was published in Nature Medicine 28:2183-2193 in 2022.

Pepinemab in Cancer

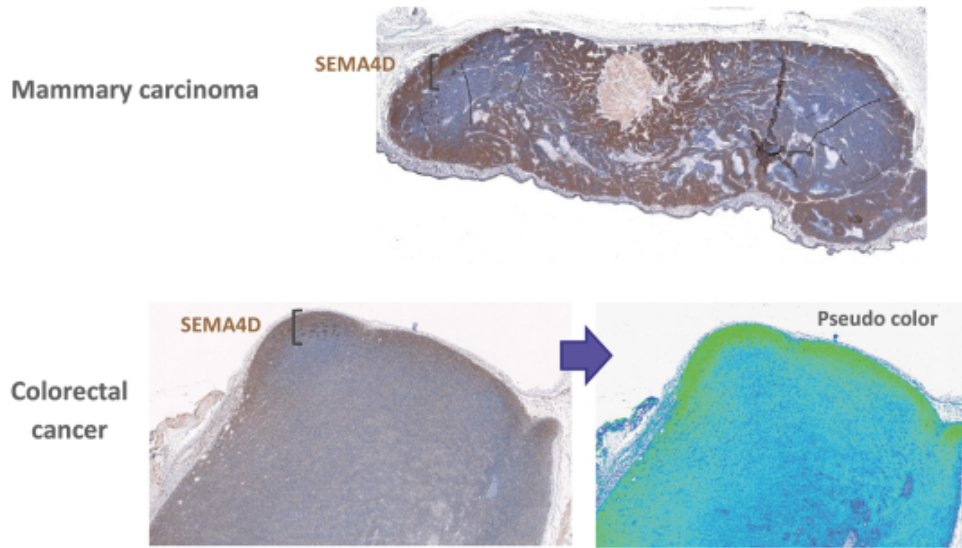
Overview

We are studying pepinemab as a treatment for advanced solid tumors, including NSCLC, HNSCC and PDAC. Our preclinical data suggest that blocking of SEMA4D promotes infiltration of immune cells that can eradicate the tumor. We completed a Phase 1 clinical trial of pepinemab as a single-agent cancer therapy and released top-line data in October 2014. We initiated the CLASSICAL–Lung clinical trial of pepinemab in combination with avelumab, a checkpoint inhibitor of the PD-1/PD-L1 pathway, in October 2017 in patients with NSCLC who have not been previously treated with immunotherapy and in patients who have failed prior immunotherapy. Near topline data for the CLASSICAL–Lung clinical trial was reported at ASCO in June of 2020 and a manuscript reporting the results was published in Clinical Cancer Research April 5, 2021; DOI: 10.1158/1078-0432.CCR-20-4792. Clinical trials in HNSCC and PDAC are ongoing.

The Role of SEMA4D in Cancer

As illustrated in Figure 1, we have demonstrated in preclinical research that many tumors express a high concentration of SEMA4D at the invasive tumor margin, the growing edge of the tumor, creating an apparent barrier.

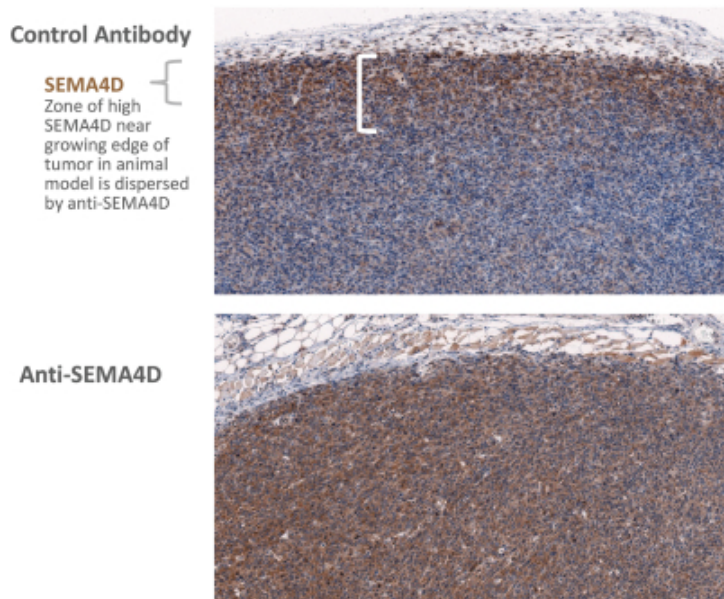
Figure 1. SEMA4D Expression Concentrated at Tumor Growing Edge



Low magnification images show intense SEMA4D staining at the invasive tumor margins (brackets) of colorectal and breast tumors in mice.

In preclinical studies, we have also determined that treating tumor-bearing animals with anti-SEMA4D antibody leads to breakdown of this gradient of SEMA4D expression as shown in Figure 2. This made it possible to determine whether the SEMA4D “barrier” inhibits infiltration of tumoricidal immune precursor cells into tumors.

Figure 2. Pepinemab Breaks Down SEMA4D Barrier in Colon26 Tumor



As illustrated in Figure 3, treating tumor-bearing animals with anti-SEMA4D results in enhanced infiltration of CD8+ T cells into the tumor. Figure 4 shows that this enhanced infiltration results in a statistically significant increase in both the total number of CD3+ T cells and CD8+ T cells and in tumor-specific CTL among tumor-infiltrating lymphocytes, or TIL, recovered from the mice treated with anti-SEMA4D antibody as compared to mice treated with a control antibody.

Figure 3. Anti-SEMA4D Antibody Increases Cytotoxic T Cells in Tumor

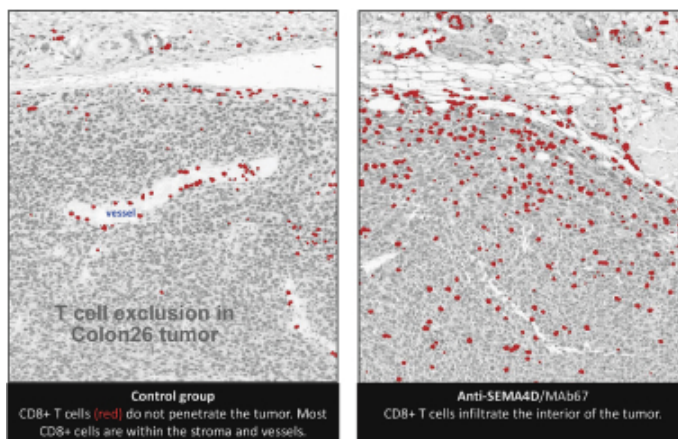
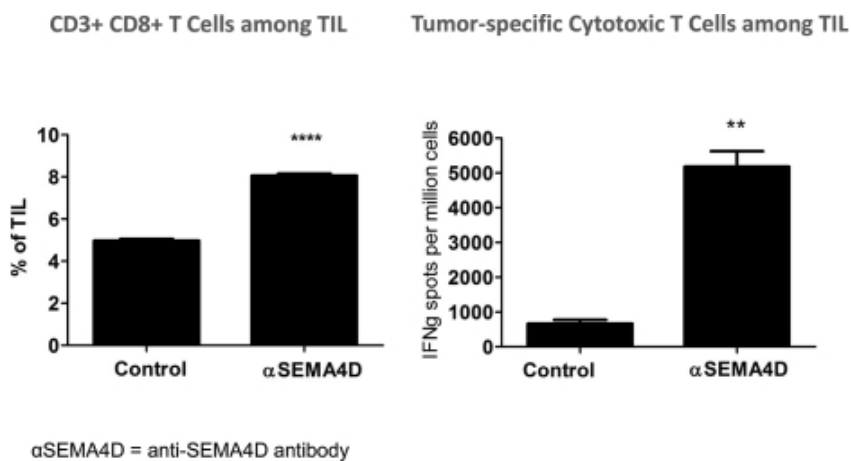
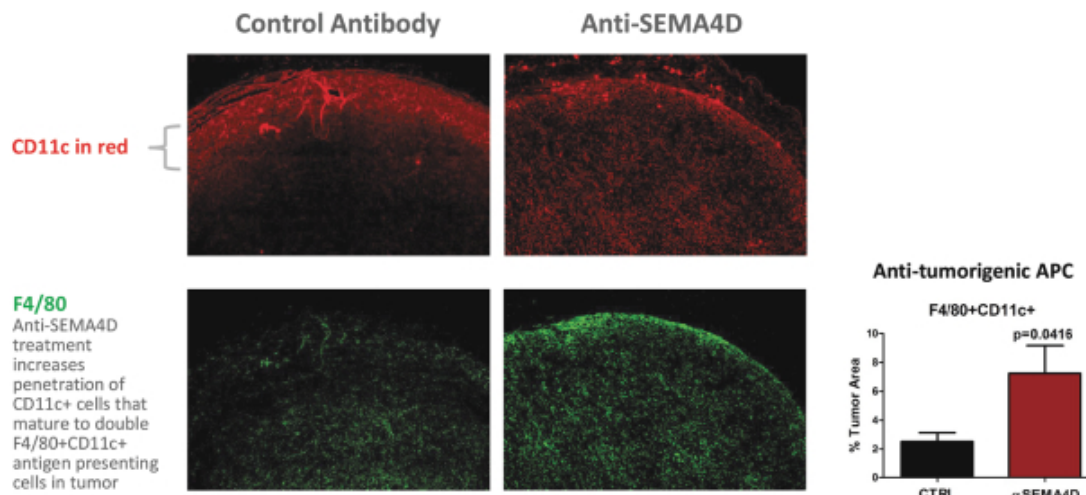


Figure 4. Anti-SEMA4D Antibody Enhances Tumor-specific Cytotoxic TIL



In addition to increased infiltration of T cells, infiltration of other functionally important immune cells, including cells expressing the CD11c marker and/or the F4/80 marker of antigen presenting cells, or APC, are also increased as illustrated in Figure 5.

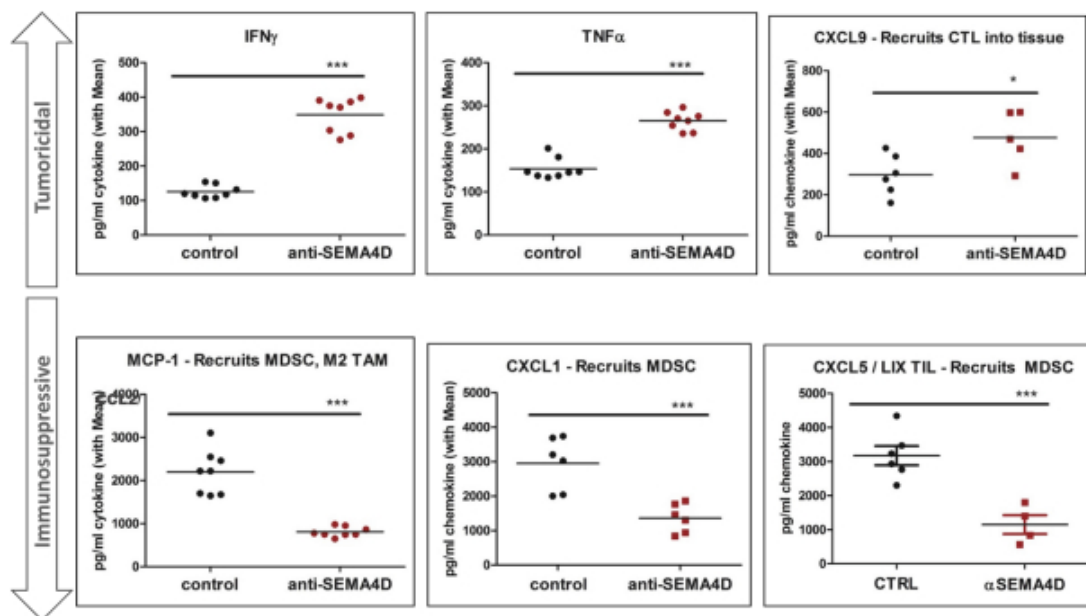
Figure 5. SEMA4D Gradient at Invasive Tumor Margin Regulates Migration and Maturation of Antigen Presenting Cells



Anti-SEMA4D treatment enhances infiltration of pro-inflammatory cells and reduced immunosuppressive cells.

Importantly, as illustrated in Figure 6, the change in cell populations induced by anti-SEMA4D treatment enhances secretion of tumoricidal cytokines (IFN γ , TNF α) and chemokines (CXCL9) that recruit activated CTL while simultaneously reducing secretion of molecules that promote infiltration of immunosuppressive cells (MCP-1, CXCL1, CCL17). This results in increased APC and CTL that can give rise to tumoricidal effects and reduces cells such as regulatory T cells, or Tregs, Myeloid Derived Suppressor Cells, or MDSC, and M2 type Tumor Associated Macrophage, or TAM, that express the characteristic CD206 marker (Figure 5). Neutralizing SEMA4D with anti-SEMA4D antibody, therefore, results in greater immune infiltration as illustrated in Figures 3, 4 and 5 and has the potential to give rise to greater tumor destruction. This is consistent with the Phase 1 clinical trial of pepinemab as a single-agent cancer therapy in patients with solid tumors (e.g., colorectal, breast, lung, renal and bladder cancers) in which patients with higher levels of circulating B and T cells were observed to have longer progression-free survival. We believe the level of circulating B and T cells is a surrogate marker for residual immune competence in these heavily pre-treated patients.

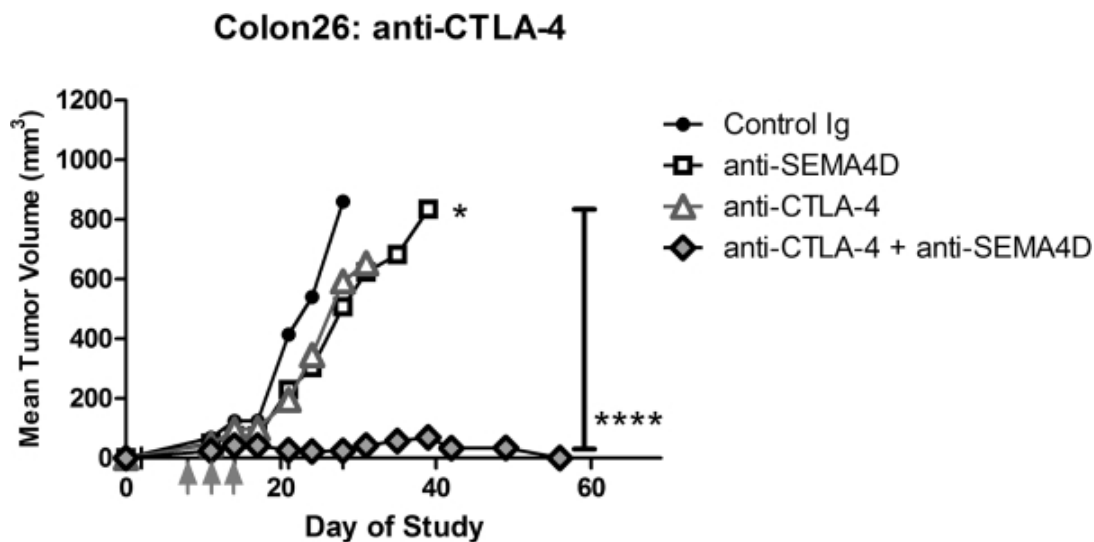
Figure 6. Anti-SEMA4D Treatment Shifts the Balance of Cytokines and Chemokines in the Tumor Microenvironment



Anti-SEMA4D treatment enhances secretion of tumoricidal Th1 cytokines (IFN γ , TNF α) and chemokines (CXCL9) that recruit activated cytotoxic T lymphocytes (CTL), while reducing chemokines that promote infiltration of immunosuppressive cells (MCP-1, CXCL1, CCL17).

As illustrated in Figures 7A and B, we have also demonstrated in mouse models of colorectal and head and neck cancer that the pepinemab antibody amplifies the benefits of other treatments that increase anti-tumor immunity, including, in particular, the checkpoint inhibitors anti-CTLA-4 and anti-LAG3. Five separate studies performed by us showed tumor regression on average of approximately 80% and as high as 100% of mice in the colorectal tumor model (Figure 7A). We understand this synergy as the combined effect of an agent, anti-CTLA-4, which allows increased expansion of tumor-specific T cells in tumor draining lymph nodes and anti-SEMA4D that increases infiltration of these expanded T cells into tumor. Checkpoint inhibitors may also increase T cell activity intratumorally. Similar benefits are seen in the head and neck cancer model and in a colon cancer model in combination with anti-LAG3 (Figure 7B).

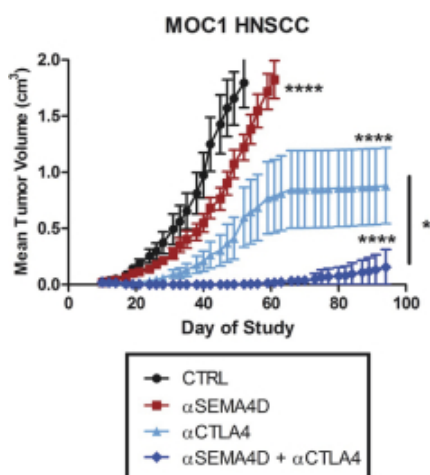
Figure 7A. Combination Treatment with Anti-CTLA-4 and Anti-SEMA4D in a Colorectal Tumor



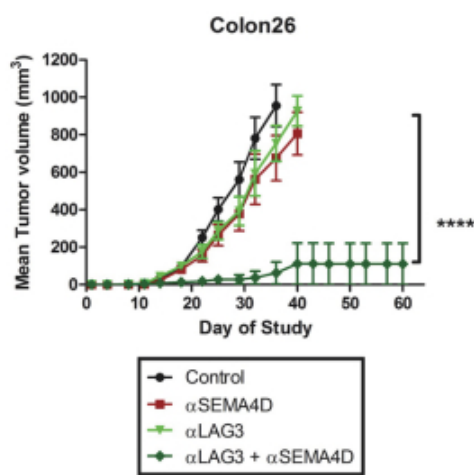
Single agent treatments (anti-SEMA4D and anti-CTLA-4) induce a modest inhibition of tumor growth but act synergistically in combination (anti-CTLA-4 + SEMA4D) to cause tumor regressions.

Figure 7B. Anti-SEMA4D Antibody Enhances Activity of Immune Checkpoint Antibodies: Combination with anti-CTLA-4 and with anti-LAG3 in Preclinical Cancer Models

anti-CTLA-4 Combination with Pepinemab in Head & Neck Cancer (collaboration with NIH)



anti-LAG3 Combination with Pepinemab in Colon Cancer (collaboration with TESARO)



The Unmet Medical Need for Cancer

Cancer is a leading cause of death worldwide. Cancer follows only heart disease as the leading killer in the U.S. The American Cancer Society estimated that in 2022 approximately 1.9 million Americans would be diagnosed with cancer and 609,360 would die from the disease.

Current Approaches to Cancer Treatment

Standard treatment regimens for cancer vary widely by tumor type and location as well as by stage of the cancer, health of the patient and several other factors. Multiple treatment options include surgery, radiation, chemotherapy and administration of other anticancer agents. A cancer patient often receives treatment with a combination of these methods. For patients with localized disease, surgery and radiation therapy are particularly effective. Systemic drug therapies are generally used by physicians in patients who have cancer that has spread beyond the primary site or cannot otherwise be treated through surgery. The goal of these therapies is to damage and kill cancer cells or to interfere with the molecular and cellular processes that control the development, growth and survival of cancer cells. In many cases, drug therapy entails the administration of several different drugs in combination. Over the past several decades, drug therapy has evolved from non-specific drugs that kill both healthy and cancerous cells, to drugs that target specific biological activities related to cancer.

Immunotherapy is one of the most promising therapeutic approaches for cancer because it has the potential to be targeted, is generally lower in toxicity compared to chemotherapy, and can potentially improve survival in end-stage disease. The anti-cancer immune response may lead to the restoration of immune surveillance, which has the potential to contain the metastatic process and limit future relapse or tumor escape. Immunotherapy could bring patients closer to a curative treatment, something that has not been achieved with other targeted oncology therapeutics.

A promising immunotherapy approach to activating antitumor immunity with demonstrated efficacy is the blockade of immune checkpoints. Immune checkpoints refer to inhibitory pathways hardwired into the immune system that are crucial for modulating the magnitude and duration of immune responses to minimize collateral tissue damage. Scientists have observed that tumors co-opt certain immune-checkpoint pathways as a major mechanism of immune resistance, particularly against T cells that are specific for tumor antigens and otherwise would attack the tumor. Research has demonstrated that because many of the immune checkpoints are initiated by the interaction between ligands and their specific receptors, these immune checkpoints can be readily blocked by antibodies that neutralize ligands or block receptors. Anti-CTLA-4 antibodies are antibodies to the cytotoxic T-lymphocyte-associated

antigen 4 and Yervoy was the first of this class of immunotherapies to achieve approval by the FDA. Programmed cell death protein 1, or PD-1, is another immune checkpoint pathway currently being targeted with immunotherapies. Merck's anti-PD-1 drug Keytruda (pembrolizumab) was initially approved for use for the treatment of patients with advanced or unresectable melanoma who are no longer responding to first-line therapy. Opdivo is a drug with similar activity marketed by Bristol Myers Squibb. Both Opdivo and Keytruda have received FDA approvals for multiple cancer types including for patients with NSCLC and HNSCC. Less than 20% of patients overall experience benefit in terms of prolonged survival but, in general, not a cure. Other checkpoint inhibitors targeting PD-L1 have also received approvals for certain patient populations with specific cancer indication: Genentech's Tecentriq® (atezolizuma) in urothelial cancer and NSCLC; Bavencio® (avelumab) in Merkel cell and urothelial cancer; and AstraZeneca's Imfinzi® (durvalumab) in urothelial cancer and as maintenance therapy in unresectable Stage III NSCLC following chemoradiation therapy. Multiple approvals in additional cancer indications have followed and more are in progress.

Currently, there are several hundred clinical trials of anti-PD-1, the receptor, and anti-PD-L1, the matching ligand, many of which may selectively enroll patients with tumors that express the programmed death ligand 1, or PD-L1, due to a greater expected response rate in such patients than those with PD-L1 negative tumors. However, even though PD-L1 positive patients generally respond better than PD-L1 negative patients, the anticipated response rate of PD-L1 positive patients to single agent anti-PD-1/PD-L1 is generally low, at approximately 20%, with the exception of melanoma and bladder cancers, where response rates can be as high as 35% to 40%. Therefore, we believe it is important to identify combination therapies that could result in improved response rates in more tumor types.

Our Approach to a Combination Therapy in Cancer

Preclinical research into pepinemab in animal models has demonstrated that expression of SEMA4D by cancerous cells and by other tumor associated immune cells is common to a wide variety of tumor types, and that SEMA4D expression in tumors can enhance tumor growth, survival and metastatic potential. We are pursuing the development of pepinemab as a therapeutic for cancer because of its potential to neutralize these effects of SEMA4D.

We believe that the combination of pepinemab with immunotherapeutic drugs could prove beneficial. Many immunotherapeutic drugs act by inhibiting negative feedback that limits the magnitude or duration of immune responses, e.g., checkpoint inhibitors such as anti-PD-1, or act by directly inducing greater tumor-specific immune activity, e.g., co-stimulator activities or cancer vaccines. Pepinemab has a different immunotherapeutic mechanism of action in cancer. It promotes infiltration of tumoricidal immune cells into a tumor and a reduction in immunosuppressive cells. As such, we believe pepinemab could enhance the activity of other agents that increase peripheral immune responses. This is the basis for several of our preclinical and clinical collaborations.

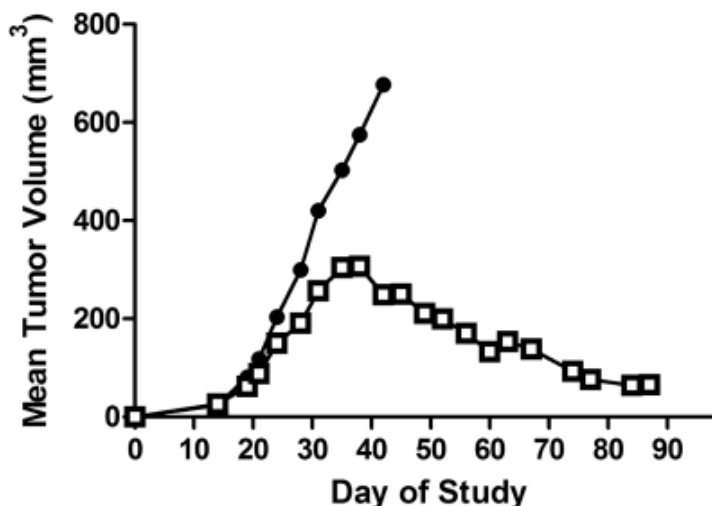
In preclinical studies, we determined that pepinemab in combination with a CTLA-4 checkpoint inhibitor can greatly enhance the immune response to tumors by amplifying the benefits of such checkpoint inhibitor. In preclinical tumor models, anti-SEMA4D demonstrated synergy in combination with anti-CTLA-4 for inhibition of tumor growth and increased frequency of complete tumor regression. Based on our preclinical studies, it appears that pepinemab removes the barrier presented by SEMA4D to infiltration into the tumor of immune cells expanded by blockade of CTLA-4. Pepinemab has a profound influence on the traffic of tumor-specific immune cells and, therefore, their ability to eradicate tumors.

Notwithstanding the promise of checkpoint inhibitors, we believe there are still challenges with treatments that are currently approved and in development. The response rate to anti-CTLA-4 is higher in melanoma than in most other tumor types. Combination with pepinemab could increase response rates in cancers that otherwise respond poorly to checkpoint inhibitors as single agents. We have observed in preclinical models that SEMA4D produced in tumors obstructs activation and expansion of tumor-inhibiting immune cells such as MDSC, M2-type macrophage and Treg in the tumor environment.

In addition to the immune-mediated mechanism of action of pepinemab described above, there is an independent mechanism of action relevant to certain tumors that express both the plexin-B1 receptor for SEMA4D and an oncogenic membrane receptor kinase, ErbB-2 or MET. We and others have shown that the crosslinking of membrane associated PLXNB1 receptors by SEMA4D can transactivate the two oncogenic membrane receptor kinases, ErbB-2 and MET. ErbB-2 is also known as human epidermal growth factor receptor 2, or HER2, the target of the immunotherapy Herceptin® (trastuzumab). ErbB-2 and MET membrane receptor kinases are oncogene products, which when transactivated are known to play an important role in the development and progression of certain types of cancers. Both SEMA4D and its PLXNB1 receptor are over-expressed in a wide array of tumor types, such as breast, lung, colorectal, pancreatic, ovarian, head and neck cancer and sarcoma. SEMA4D is also produced by inflammatory cells present in certain tumor microenvironments and has been shown in genetic studies to be a key oncogenic factor in osteosarcoma. As illustrated in Figure 8, we have demonstrated in preclinical animal models that blocking SEMA4D from crosslinking its PLXNB1 receptor by treatment with pepinemab induces regression of a PLXNB1/ErbB-2 double positive tumor even when administered as a single agent. We believe that this single agent activity may be attributed to pepinemab's neutralization of SEMA4D to block its interaction with its PLXNB1 receptor and prevent transactivation of ErbB-2 in combination with the immune enhancing effects of pepinemab. We believe

pepinemab represents a new potential therapeutic strategy for treatment of HER2+ breast and ovarian cancers either as a single agent or in combination with anti-HER2 antibodies (e.g., trastuzumab).

Figure 8. Treatment of PLXNB1 and ErbB-2 Double Positive Mammary Carcinoma with Anti-SEMA4D Delays Tumor Growth



The single agent efficacy of anti-SEMA4D in a PLXNB1 and ErbB-2 double positive tumor contrasts with the limited single agent efficacy in a colorectal cancer. This may be attributed to the dual effect of anti-SEMA4D in blocking the oncogenic ErbB-2 pathway as well as promoting immune infiltration into the tumor.

Clinical Development of Pepinemab in Cancer

Early Studies and Preclinical Data

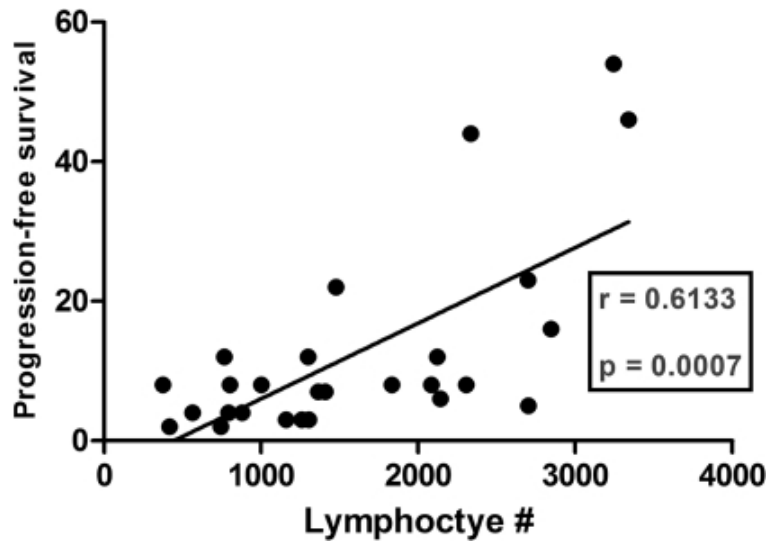
We and others have shown in preclinical studies that SEMA4D protein is highly expressed in the majority of the solid tumors evaluated, including gastrointestinal, head and neck, breast, lung, ovarian, skin, pancreatic, urogenital and sarcoma, including osteosarcoma. The results of these studies reveal that the majority of tumors sampled have moderate to high SEMA4D expression levels. Thus, a potential therapy involving SEMA4D molecule signaling may be applicable to many forms of cancer. We also found that the plexin-B1 receptor, the highest affinity receptor for SEMA4D, was broadly expressed in a range of tumor types.

We conducted preclinical studies evaluating pepinemab in conjunction with checkpoint inhibitors similar to the anti-PD-1 antibody nivolumab, and the anti-CTLA-4 antibody ipilimumab. These studies generated preclinical data suggesting that the pepinemab antibody can act synergistically with anti-PD-1 and anti-CTLA-4 antibodies. Anti-CTLA-4 is believed to be active in draining lymph nodes of the tumor, where it acts to enhance expansion of tumor-specific T cells, as well as in the tumor environment. Expanded T cells from draining lymph nodes must penetrate into the tumor to be effective. Anti-PD-1 is thought to act predominantly to block interaction between PD-1 positive tumor-associated T cells and tumor cells induced to express the PD-L1 ligand. Pepinemab has been shown in preclinical studies to promote infiltration of immune cells into a tumor and, as such, we believe that combining pepinemab with either of these checkpoint inhibitors could enhance their activity to increase immune responses in tumors.

Completed Phase 1 Clinical Trials

In October 2014, we completed a two-center, open-label, multiple-dose, dose-escalation, non-randomized, Phase 1 safety and tolerability clinical trial of intravenous pepinemab in adult patients with advanced solid tumors, such as colorectal, breast, lung, renal and bladder cancers. As illustrated in Figure 9, it was observed that some patients had relatively greater benefit from pepinemab treatment as demonstrated by extended progression-free survival. This was directly correlated to the level of circulating immune cells, a surrogate marker of immune competence. This is consistent with our understanding of the immune-mediated mechanism of action of pepinemab which enhances immune cell traffic and tumor infiltration but does not alone increase the level of circulating immune cells. Our scientific rationale for combining pepinemab with an immunomodulatory therapy is to increase the number of patients who have a sufficiently strong immune response so that they can benefit from the ability of pepinemab to direct these immune cells into the tumor.

Figure 9. Correlation of Immune Cell Number versus Duration of Progression-Free Survival.



In October 2014, we reported final results of our Phase 1 clinical trial of pepinemab in patients with solid tumors. In this clinical trial, 460 doses of pepinemab were administered to 42 patients as weekly intravenous infusions at concentrations ranging from 0.3 to 20 mg/kg. Pepinemab was well tolerated through 20 mg/kg, the highest dose tested. Patients with elevated levels of circulating lymphocytes were observed to have had longer progression-free survival when treated with pepinemab, and one of these patients had a partial response with tumor shrinkage. There were 15 serious adverse events in 12 patients all of which were unrelated to the treatment as determined by independent review. One pancreatic cancer patient developed a dose-limiting toxicity, or DLT, involving elevated liver enzymes concurrent with disease progression (metastasis to liver). The most frequent treatment-related adverse events included grade 1/2 nausea and fatigue.

Pepinemab appeared to be well tolerated in this study, as well as in a separate unrelated Phase 1 clinical trial of single-ascending doses up to 20 mg/kg in 50 patients with multiple sclerosis in which no DLTs were observed. Furthermore, in both short and longer term preclinical animal toxicology studies in monkeys and rodents, the pepinemab was well tolerated at weekly doses up to 200 mg/kg administered over six months.

Completed and Planned Phase 1b/2 Clinical Trials

Non-Small Cell Lung Cancer (NSCLC)

In October 2017, in collaboration with Merck KGaA, based on safety data obtained in a Phase 1 clinical trial with pepinemab administered as a monotherapy in patients with solid tumors, we initiated the CLASSICAL-Lung Phase 1b/2 clinical trial in NSCLC of pepinemab in combination with avelumab, a checkpoint inhibitor targeting the PD-1/PD-L1 pathway. The CLASSICAL-Lung trial consists of a dose escalation phase and a subsequent dose expansion phase. The dose escalation phase of the trial consisting of 12 subjects is complete, and we have now completed the dose expansion phase, which includes 18 subjects in one cohort of patients who are immunotherapy naïve and 32 subjects in a second cohort whose tumors have progressed during or following an initial treatment with anti-PD1/PD-L1.

Approximately 59% of the CLASSICAL-Lung trial subjects whose tumors had progressed during or following treatment with FDA-approved checkpoint inhibitors experienced a halt or reversal of tumor progression after treatment with the combination of pepinemab plus avelumab. About half of the subjects who benefited from the combination had been treated with Keytruda and roughly 25% had been treated with Opdivo prior to enrolling in this clinical trial. Two patients had partial responses, or PRs, with approximately 66% and 52% tumor reductions on combination therapy after progression on Keytruda, and 15 patients experienced stable disease, or SD, including three who had been refractory to prior anti-PD1/PD-L1.

Among 21 evaluable immunotherapy naïve patients enrolled, five subjects experienced a partial response following treatment with pepinemab plus avelumab. A total of three subjects have experienced durable clinical benefit for more than one year and an additional three subjects have been on study for at least 26 weeks. The disease control rate (PR plus SD) is approximately 81%.

Comparative analysis of available pre-treatment and on-treatment biopsies in a subset of subjects indicate that there is increased CD8+ T cell influx into tumors following combination therapy in patients experiencing a partial response or stable disease, suggesting a favorable treatment-related change in the tumor microenvironment. Tumor was absent or greatly reduced in on-treatment biopsies from these subjects.

No concerning safety signals with the combination of pepinemab and avelumab have been identified by investigators to date. One dose limiting toxicity, a grade 3 pulmonary embolism, occurred. This resolved and did not recur in that same subject or additional subjects in any cohort, and there have been no dropouts or discontinuations due to toxicity.

Head and Neck Cancer

We believe another mechanism of action of anti-SEMA4D antibody that complements and enhances the effects described above of increased tumor penetration by antigen presenting cells and enhanced infiltration of CD8+ T-cells is reduced accumulation and activity of myeloid derived suppressor cells, or MDSC. This was also demonstrated in a preclinical model of head and neck cancer, the MOC1 carcinoma. In preclinical models, these changes in MDSC accumulation and function resulted in enhanced T-lymphocyte tumor antigen-specific responses in combination with either CTLA-4 or PD-1 targeted immune checkpoint inhibitors. MDSC appear to play a particularly important role in immune evasion in certain cancer indications, notably including HNSCC, by inhibiting the activity of cytotoxic T-cells. We have observed relatively few MDSC in NSCLC in our SIGNAL trial, as compared to results observed in HNSCC biopsies. As a result of these contrasting observations in HNSCC and NSCLC, we have entered into a collaboration with Merck Sharp & Dohme to initiate a combination phase 2 study of pepinemab with pembrolizumab in first-line HNSCC. We initiated this study in the second half of 2021. A pre-planned interim analysis is anticipated in the second quarter of 2023 when it is expected that 36 patients will have been enrolled and had their early response to treatment evaluated.

Pepinemab in Huntington's Disease

Overview

We are studying pepinemab as a treatment for HD, which is a neurodegenerative genetic disorder that typically manifests in mid-adult life. Our study of pepinemab in HD is based on our prior research of neurodegenerative disease mechanisms, where we demonstrated in preclinical models that SEMA4D triggers activation of both microglia and astrocytes, the innate inflammatory cells of the CNS, and that such activation can be reduced or prevented by treatment with pepinemab. The chronic activation of microglia and astrocytes has been implicated as an important disease mechanism in HD, progressive MS, and other neurodegenerative disorders. The FDA has granted both Orphan Drug designation and Fast Track designation to pepinemab for HD.

We completed a Phase 1 dose-escalation clinical trial of pepinemab in MS patients in November 2014. We initiated the Phase 2 SIGNAL study of pepinemab in early-stage and prodromal HD patients in July 2015 to assess the safety, tolerability, pharmacokinetics and efficacy of intravenously administered pepinemab.

The Role of SEMA4D in Neurodegenerative Disease

SEMA4D plays a crucial role in neuroinflammatory and neurodegenerative diseases through at least three independent mechanisms: (i) inducing the activation of innate inflammatory cells of the CNS, including both astrocytes and microglia, which is associated with long term damage to nervous tissue; (ii) inhibiting migration and differentiation of precursor cells that have the ability to repair demyelinated lesions and to replenish depleted astrocytes; and (iii) inducing the breakdown of the tight junctions between endothelial cells that seal the blood-brain barrier and prevent degradation of the cellular and molecular environment of the brain.

Chronic activation of astrocytes and microglia is associated with neuroinflammatory and neurodegenerative disease. We have demonstrated in preclinical studies that SEMA4D activates microglia at the site of demyelinated lesions. We have also demonstrated that SEMA4D inhibits the migration of oligodendrocyte precursor cells, which are capable of repairing damage to demyelinated lesions.

As demonstrated in Figure 10, spinal cord sections were stained for expression of a characteristic marker of oligodendrocyte precursor cells known as NKx2.2. Oligodendrocyte precursor cells (also known as glial progenitor cells) can migrate and differentiate to repair damaged myelin and to replenish astrocytes that together support the function of neurons. It was observed that oligodendrocyte precursor cells are randomly distributed and do not migrate to the site of a demyelinated lesion in control animals (red stained cells in left panel) and are, therefore, unable to repair damage. SEMA4D appears to inhibit migration of these precursors because they do not migrate when animals are treated with pepinemab (right panel). In contrast, SEMA4D promotes activation of microglia at the site of lesions as demonstrated by inhibition of activation upon treatment with pepinemab. As illustrated below, in Figures 10 and 11, the left panel represents sections of spinal cord from animals treated with control antibody and the right panel

represents similar sections from animals treated with pepinemab. In Figure 10, the sections are stained for NKx2.2 (red), a marker of oligodendrocyte precursors, while in Figure 11, the sections are stained for Iba1 (brown), a marker of microglial activation.

Figure 10. Pepinemab Promotes Migration of Oligodendrocyte Precursor Cells

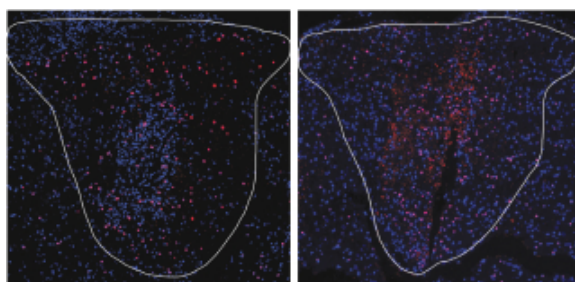
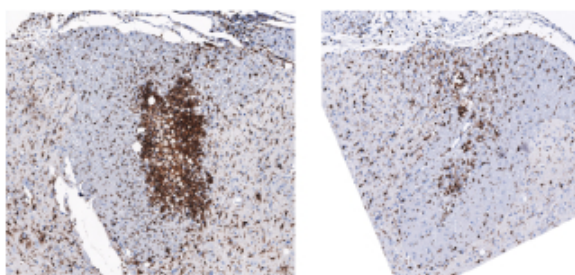


Figure 6 in Smith et al., *Neurobiology of Disease* 73 (2015) 254-268

Figure 11. Pepinemab Inhibits Activation of Microglia



In addition to microglia, the second major type of innate inflammatory cells of the CNS is the astrocyte. Astrocytes are among the most numerous cells in the brain equal or greater in number than neurons. A single astrocyte makes numerous connections to other cells through cytoplasmic extensions. These connections allow astrocytes to provide trophic support in the form of growth factors and nutrients to neurons and other brain cells. Among other important astrocyte functions, the blood vessels that feed the brain are 100% covered with specialized cytoplasmic extensions of the astrocyte that express glucose transporter and facilitate uptake of glucose, the main source of energy in the brain, from circulation. In addition, astrocytes are responsible for recycling approximately 80% of the free excitatory transmitter, typically glutamate, released at nerve synapses. This is believed to be an important function to reduce the potential for spurious signals and the danger of excitotoxicity induced by high concentrations of excitatory transmitter that can lead to loss of function and degeneration of post-synaptic neurons. Astrocyte activation is common to a number of different neurodegenerative diseases, including HD, AD and progressive MS. When astrocytes are activated, their cytoskeletons partially collapse, and they lose cell contacts. This can cause loss of trophic support and increased concentrations of excitotoxic transmitters leading to neurodegenerative effects. We observed that astrocytes express high levels of plexin-B1 receptors for SEMA4D. To determine the effect of SEMA4D signaling on astrocytes, we isolated purified rat astrocytes in culture and investigated the effect of adding recombinant SEMA4D. Quantitative measure of the level of polymerized actin, or F-actin, demonstrated that SEMA4D signaling through receptors on astrocytes results in rapid dissolution of 60% of polymerized F-actin, which in turn results in partial collapse of the cytoskeleton and corresponding loss of cell contacts. We believe, therefore, that SEMA4D is an important factor for inflammatory activation of both astrocytes and microglia.

The Unmet Medical Need for Huntington's Disease

HD is a neurodegenerative genetic disorder that typically manifests in mid-adult life. People with HD experience profound neurodegeneration predominantly in the basal ganglia and cortex, which are brain areas critically involved in motor control and cognitive function. Individuals afflicted with HD develop involuntary movements, known as chorea, as well as significant cognitive and psychiatric problems. The gene inheritance is based on a single mutated autosomal dominant gene. Therefore, an individual with one mutated copy of the gene inherited from either parent will develop the disease. In general, if an individual has the disease, each of his or her children is at 50% risk of inheritance. Thus, each diagnosis may affect more than just one person with devastating impact on the family. To date, there is no FDA-approved disease modifying therapy and treatment is largely directed towards management of symptoms and improving quality of life.

According to the Huntington's Disease Society of America, there are over 30,000 people in the United States who have been clinically diagnosed with HD and an additional 250,000 people that are at risk of inheriting a mutated HD allele from their parents. Less than 5% of at-risk individuals pursue predictive genetic testing, due to a lack of effective treatments. However, because there is a 50% chance of inheriting the mutated allele, approximately 125,000 of people in the at-risk pool will ultimately develop HD. The development of a disease-modifying therapy could encourage at-risk patients to seek out testing.

Current Approaches to the Treatment of Huntington's Disease

Despite extensive medical research into the pathogenesis of HD, little progress has been made in developing disease-modifying treatment. Treatment is mainly limited to palliative measures, which evolve as the disease advances. Sometimes, medications to treat some symptoms generate side effects that worsen other symptoms, which complicates the overall treatment regimen and necessitates regular reviews of medications by physicians and updates to the treatment protocol.

To treat movement disorders, clinicians often prescribe antichoreic drugs, such as tetrabenazine or Teva's Austedo® (deutetrabenazine), or neuroleptics. Tetrabenazine and Austedo® are specifically approved by the FDA to reduce the involuntary jerking and writhing movements associated with HD. However, tetrabenazine carries serious side effects, including worsening or triggering depression, insomnia, drowsiness, nausea and restlessness. Austedo®, a deuterated form of the drug, was approved in April 2017 and may have reduced side effects. Commonly used neuroleptics include Haldol® (haloperidol) and clozapine, which can suppress unwanted movements but can also worsen involuntary contractions and muscle rigidity. Other drugs prescribed to alleviate motor symptoms include anti-seizure medications such as Klonopin® (clonazepam) and anti-anxiety drugs like Valium® (diazepam), although these drugs alter consciousness and carry risks of dependence and abuse.

For psychiatric symptoms, clinicians prescribe antidepressants, antipsychotics, or mood-stabilizing drugs depending on the severity and particular constellation of symptoms for each patient. The antidepressants commonly used in treating HD patients are serotonin reuptake inhibitors, such as Lexapro® (escitalopram), Prozac® (fluoxetine), or Zoloft® (sertraline). Antipsychotics may also be used to suppress violent outbursts, agitation, and other symptoms of mood disorders or psychosis. Mood-stabilizing drugs can treat bipolar symptoms when they are present, including lithium and anticonvulsants, such as valproic acid and lamotrigine. These drugs can cause weight gain, tremors, or gastrointestinal symptoms. To supplement medications, psychotherapy can help HD patients cope and manage behavioral problems while also fostering communication with family members.

Our Approach to Huntington's Disease

We are studying pepinemab for the treatment of early-stage HD. We believe SEMA4D impacts the pathology of HD through multiple mechanisms, making SEMA4D a promising target for therapeutic development in this disease. Our primary goal is to develop a treatment that will prevent or delay the progress of, or reduce the symptoms of, the disease in early manifest patients.

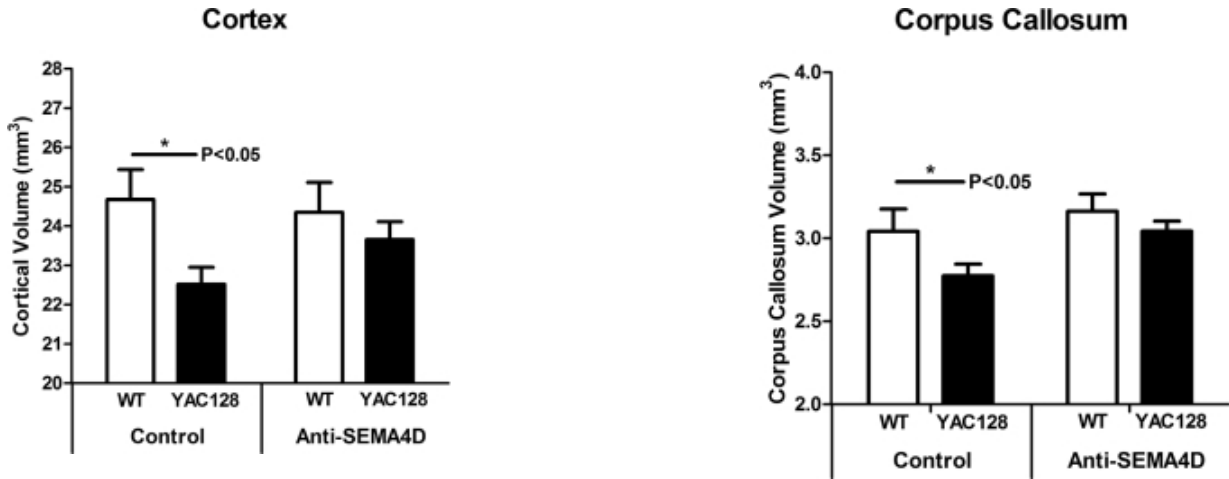
Clinical Development of Pepinemab in Neurodegenerative Indications

Early Studies and Preclinical Data

We have conducted preclinical studies evaluating the pepinemab antibody as a therapeutic agent for multiple neurological indications. We examined pepinemab in a transgenic mouse model of HD, finding that weekly pepinemab administration prevented brain degeneration in areas affected by HD. Pepinemab-treated mice also exhibited improvements in a range of behavioral and cognitive tests, but not motor tests. We also examined changes induced by pepinemab in a mouse model of MS, observing substantial reductions in neuroinflammatory processes and a sparing of myelin degradation. These preclinical results were important proof-of-concept steps necessary to move forward with clinical trials in multiple neurological indications.

HD is based on a single mutated gene, and transgenic animals have been engineered to express this gene and such animals are found to reproduce many symptoms similar to those of the human disease. We and our academic collaborators evaluated the pepinemab antibody as a potential therapy in the yeast artificial chromosome, or YAC, transgenic mouse model that expresses full-length mutated human Huntingtin gene, or YAC128, and reproduces many of the characteristic signs and symptoms of HD. Starting at six weeks of age, YAC128 and normal wild type, or WT, control mice received either pepinemab or isotype-control antibodies weekly for 47 weeks. Before the mice reached 12 months of age, behavioral assessments and tissue analyses were performed to determine any benefits from treatment with the pepinemab antibody. As illustrated below in Figure 12, the results demonstrated a significant reduction in the loss of cortical and white matter volume in the brain of the transgenic animals. Loss of brain volume is a characteristic neuropathology in these animals that is also observed in both HD and progressive MS patients.

Figure 12. Pepinemab Treatment Significantly Inhibits Cortical and Corpus Callosum Degeneration in Brains of YAC128 Mice

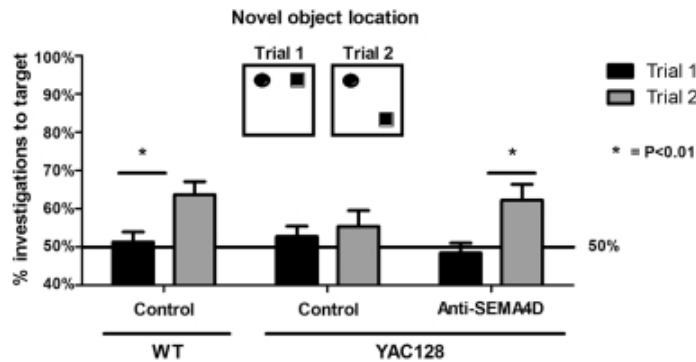


Cortical (grey matter) volume and Corpus Callosum (white matter) volume were determined in transgenic (YAC128) and WT control mice that had been treated with either control or pepinemab antibody from six weeks of age until sacrifice at 12 months. Open bars are normal mice, closed bars are YAC128 mutant mice.

The mice were evaluated in an open-field activity test, which measures the presence of anxiety-like behavior as reflected in their tendency to avoid open space in the center of their cage. Control YAC128 transgenic mice had both a significantly reduced number of entries into the center and spent less time in the center. Pepinemab-treated YAC128 mice had no significant difference in number of center entries from WT control mice, suggesting that pepinemab can reduce anxiety-like behavior. The study found similar results using total time spent in the cage center as its behavioral measure.

In another cognitive test, investigators found that pepinemab antibody treatment improved spatial memory in a novel object location test in the YAC128 mouse model of HD. Mice are naturally curious and if an object is placed in their cage, they will investigate it through nose probes, or “sniffing.” As demonstrated in Trial 1 in Figure 13, if two different shaped objects are placed at one end of the cage, they investigate both equally because both objects are novel. As demonstrated in Trial 2 in Figure 13, if the mouse is removed and one of the objects is relocated to the opposite end of the cage, then when the same mouse is reintroduced, it will preferentially investigate the object in the now novel location. This is illustrated in the WT control group of Figure 13, where the ratio of investigating the two different objects is represented by the white bars for Trial 1 and by the grey bars for Trial 2. However, as illustrated in YAC128 control group, if this same sequence of trials is performed with YAC128 mice, the ratio of investigating the two different objects is indistinguishable in Trial 1 and Trial 2. This suggests that these mice do not remember which location is old and which location is novel. In contrast, as illustrated in YAC128 anti-SEMA4D group, if YAC128 mice have been treated with pepinemab, then these mice show a memory trial performance indistinguishable from WT control mice. The data suggest that pepinemab may improve the working spatial memory deficits that are found in some neurological disorders such as HD and AD.

Figure 13. Pepinemab May Improve Spatial Memory in the YAC128 Mouse Model

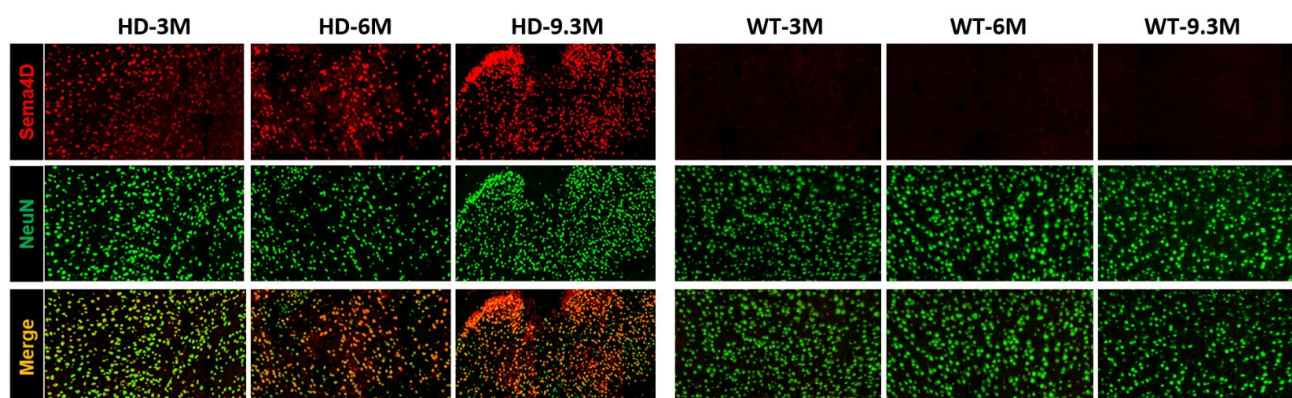


Control WT mice preferentially explore an object in a novel location, while untreated YAC128 mice do not. Treatment of YAC128 with pepinemab antibody preserved this WT behavior.

SEMA4D Upregulation Signals Neuronal Stress and Triggers Inflammatory Transformation of Astrocytes

Although the clinical manifestations of HD clearly indicate neuronal deficits, the close interaction and interdependence of glial cells and neurons allows for the possibility of a glial origin to neuronal pathology by initiating and/or amplifying neuronal dysfunction. We have found that during underlying disease progression in HD transgenic mice, SEMA4D is upregulated (i.e., more highly expressed) in neurons (Fig. 14). Binding of recombinant SEMA4D to purified GFAP+ astrocytes in vitro triggers significant depolymerization of F-actin (Fig. 15), thereby restricting the ability of the astrocytes to extend cytoplasmic projections on which their normal cell functions rely. These results suggested that in the presence of SEMA4D, the ability of astrocytes to perform normal functions, such as the interaction with brain capillaries to facilitate glucose transport, and the ability to cradle synapses with cytoplasmic extensions that express glutamate receptors and that are responsible for recycling 80% of free glutamate, would be degraded. We have observed similar upregulation of SEMA4D in neurons at progressive stages of disease in HD patient autopsy specimens (Fig 16). We believe that, in these cases (i) SEMA4D is upregulated as a signal of stress at sites of neuronal injury, (ii) this triggers inflammatory activation of plexin-B1 positive astrocytes in close proximity to neurons, and (iii) astrocytes abandon their normal role in glucose transport and glutamate recycling and, importantly, switch to secretion of inflammatory cytokines. Blocking SEMA4D signaling could, therefore, prevent or reduce disease-associated inflammatory transformation and loss of normal astrocyte functions during neuroinflammatory disease progression. In the case of HD, neuronal stress might be the result of accumulation of aggregates of mutant huntingtin protein. We believe that neuronal stress in other slowly progressive neuroinflammatory and neurodegenerative diseases such as Alzheimer's may follow from a different physiological cause but result in similar inflammatory response.

Figure 14. SEMA4D is Progressively Upregulated in NeuN+ Neurons of HD Mice



- SEMA4D expression is upregulated in HD mice as disease progresses, compared to low expression in wild type, or WT, control.
 - o SEMA4D is upregulated early in disease, prior to onset of symptoms, which occurs at approximately 5 months of age in Q175 HD transgenic mice.
- SEMA4D co-localizes with NeuN+ neurons.

The figure above shows NeuN/Sema staining of the retrosplenial cortex region of the Q175 knock-in mouse model of HD and age-matched WT littermate controls. Representative images are shown from analysis of three mice per time-point. M in this figure represents months of age.

Figure 15. SEMA4D Inhibits Cell Migration and Process Extension

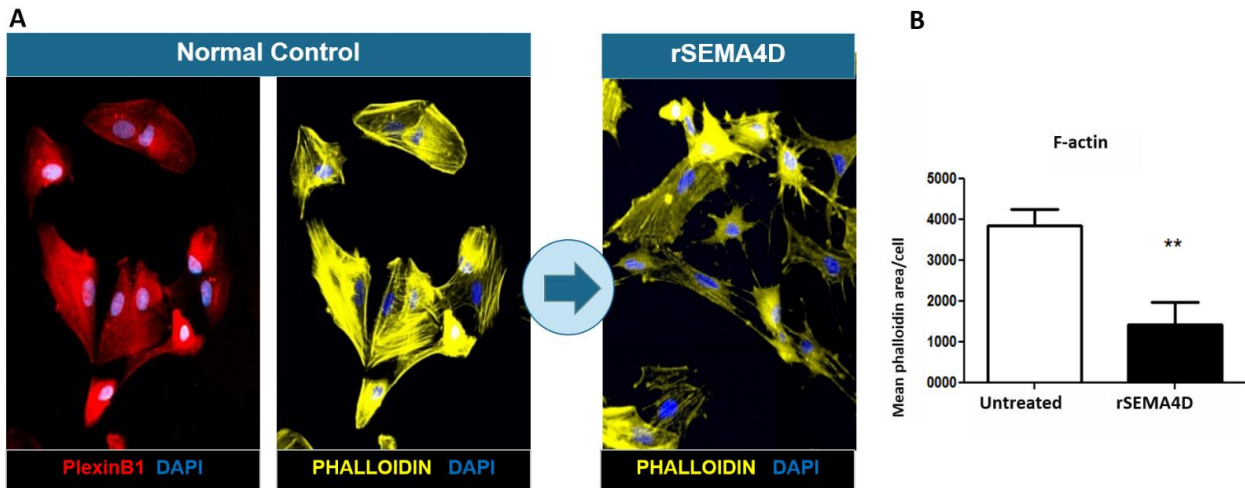
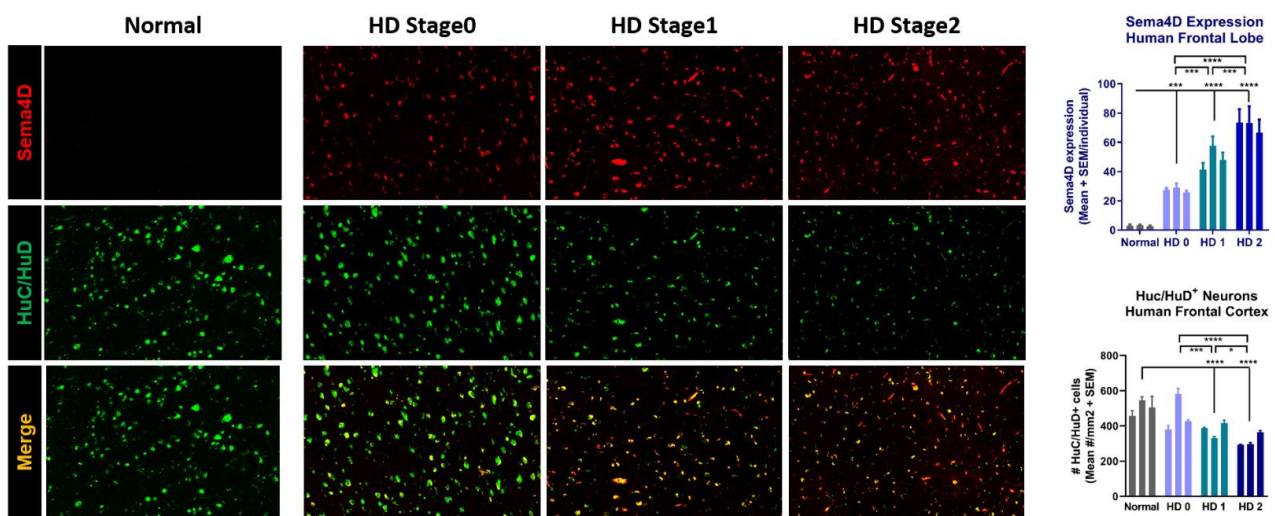


Figure 16. SEMA4D is Upregulated in Neurons during Underlying HD Progression in Patients



Completed Phase 1 Clinical Trial for Safety

The safety and tolerability of pepinemab was initially assessed in a Phase 1 dose-escalation clinical trial in MS patients. In November 2014, we completed a multi-center, double-blind, placebo controlled, single-ascending dose Phase 1 safety and tolerability clinical trial of intravenous pepinemab in 50 adult patients with MS. Pepinemab was well tolerated in this Phase 1 clinical trial. No dose-limiting toxicity was found in five cohorts with doses ranging from 1 to 20 mg/kg. Only one serious adverse event has been reported and was deemed unrelated to the study treatment. This same clinical trial also provided quantitative data that allowed us to estimate the half-life of the pepinemab antibody in patients as approximately 20 days. We believe this extended half-life will allow us to treat subjects once a month. We selected HD as our initial indication for pepinemab because of the unmet need in the indication, as well as well-characterized natural history, and nearly 100% diagnostic precision based on presence of mutations. The data from the Phase 1 MS safety clinical trial has contributed to the safety database to enable initiation of a Phase 2 clinical trial in HD.

The SIGNAL study was designed to assess the safety and efficacy of pepinemab in early-stage and prodromal HD patients. SIGNAL was a randomized, double-blind, placebo-controlled Phase 2 clinical trial evaluating the safety, tolerability, pharmacokinetics, and efficacy of intravenously administered pepinemab. We initiated the clinical trial in July 2015. We engaged the Huntington Study Group, HSG, a contract research organization specializing in HD, to assist in site selection and trial management. The trial had an adaptive design in two cohorts. The initial Cohort A of 36 patients was treated monthly for six months with either pepinemab or placebo in a 1:1 ratio. At the end of six months, the placebo group crossed over to pepinemab so that all subjects were treated with the drug until month 12. Interim analysis of Cohort A data for 36 randomized patients was completed in April 2017. Data from this cohort showed that treatment was well-tolerated and that pepinemab induced a sharp increase in glucose metabolism in the brain during HD disease progression as detected by conventional FDG-PET imaging accompanied by signs of cognitive improvement in patients with manifest disease symptoms. On the basis of this data, the design of the Cohort B study was modified, and enrollment in Cohort B was completed in December 2018. Cohort B enrolled a total of 265 subjects in two groups: 179 patients in group 1 (B1) who have been diagnosed with early manifest disease, and 86 in group 2 (B2) who are late prodromal. All subjects were randomized 1:1 to receive monthly infusions of either pepinemab or placebo for 18 months in double-blind fashion without crossover. Following discussions with FDA, coprimary endpoints for this clinical trial were pre-specified to include a family of two cognitive assessments developed for HD, and the treating physicians Clinical Global Impression of Change (CGIC) following 18 months of treatment. A Composite Index of the full HD-Cognitive Assessment Battery (HD-CAB) was an exploratory endpoint. Additional endpoints included imaging by MRI to detect brain atrophy and FDG-PET imaging in a subset of patients to detect changes in brain metabolic activity which is known to decline during the normal course of disease progression. The FDA's Division of Neurology Products has granted both Orphan Drug and Fast Track designation to pepinemab (VX15/2503) for Huntington's disease.

Topline data for the SIGNAL study was released in September 2020 and followed by a more detailed report at medical conferences on October 30, 2020, April 30, 2021 and September 10, 2021 and publication of full study results in *Nature Medicine* 28:2183-2193 in 2022. As with any well-designed phase 2 study, the main goal of the SIGNAL study was to identify a patient population that can benefit from the selected treatment and to characterize endpoints that can be employed to evaluate treatment benefit in this population. Although the study did not meet pre-specified co-primary endpoints, we believe that evidence of treatment benefit to patients is reflected in key cognitive assessments for the total population as well as in CGIC scores of patients who were somewhat more advanced in disease progression at the time of enrollment, support continued development of pepinemab in both HD and potentially other slowly progressive neurodegenerative diseases, including Alzheimer's disease, that are characterized by cognitive decline, brain atrophy and reduced metabolic activity. Key observations from pre-specified and post-hoc analyses include:

- Pre-specified exploratory volumetric MRI analysis of brain in patients with early manifest disease demonstrate treatment related reduction in brain atrophy. In addition, FDG-PET imaging shows increased brain metabolic activity (Figure 17).
- Significant treatment benefit for pepinemab as reflected in the HD-Cognitive Assessment Battery (HD-CAB) Composite Index (Figure 18).
- A further signal of benefit was provided by analysis of treating physicians' Clinical Global Impression of Change in a subpopulation of patients with somewhat more advanced disease progression (TFC 11) at the time of enrollment. We believe that this reflects the difficulty of discerning clinical changes very early in disease progression because of the slow initial rate of change which then accelerates over time.

Because of the important role of astrocytes in glucose transport, we investigated the effect of treatment with our humanized anti-SEMA4D antibody, pepinemab, on FDG-PET of different brain regions of interest (ROI) in patients with early manifest HD based on diagnostic confidence level and a Total Functional Capacity score of 11-13 (top of the functional scale).

Figure 17: Pepinemab reverses decline in FDG-PET in Early Manifest HD patients

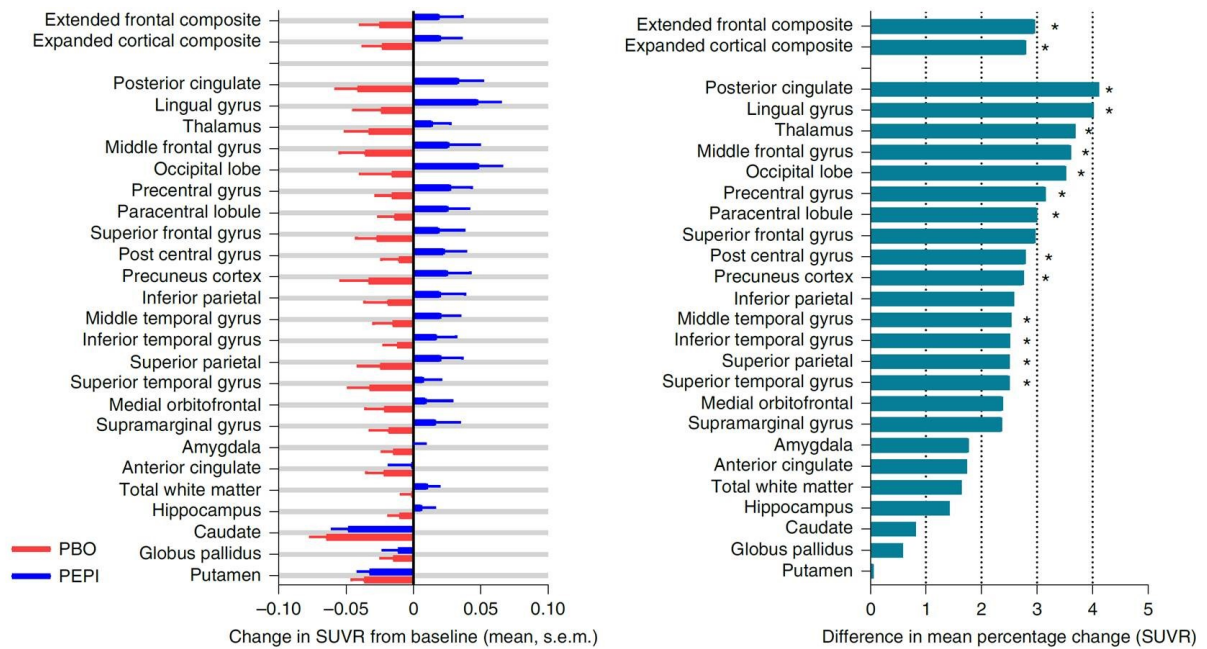


Figure 17 shows graphical representations of changes in FDG-PET signal as a percentage of baseline over the full 18-month treatment period for different brain regions of interest including at the top composite scores for an extended frontal lobe and composite cortical regions. Statistically significant differences between pepinemab and placebo are indicated by an asterisk (*) p-value of less than 0.05 as reported in Nature Medicine (2022), 28(10):2183-2193.

As seen in the left panel of Figure 17, FDG-PET SUVR declines over 18 months across almost all brain regions in the early manifest HD patient population. This decline is reversed by pepinemab treatment in most cortical regions but, importantly, not in striatum (caudate and putamen). Decline in FDG-PET has been variously attributed to either reduced glucose uptake by reactive glia (mostly astrocytes) and to loss of energy intensive synaptic activity due to neurodegeneration. We suggest that under conditions of widespread change between astrocyte homeostatic and reactive states, the observed decline in FDG-PET SUVR in cortical regions and its reversal by pepinemab treatment is due to effects on SEMA4D-dependent astrocyte reactivity. However, in striatum, a brain region known to undergo neurodegeneration early during HD-progression at a rate 4 times greater than other brain regions, it appears that decline in FDG-PET SUVR may be predominantly associated with degeneration due to direct effects of toxic forms of mutant huntingtin that are not SEMA4D-dependent and, therefore, not reversed by pepinemab. This suggests a two-stage model of neurodegenerative pathology. An initial mutant huntingtin-dependent (or, in AD, A β amyloid or Tau-dependent) phase that damages neurons and leads to upregulation of SEMA4D followed by a SEMA4D-dependent neuroinflammatory phase that significantly amplifies and aggravates damage.

In multiple surveys, HD patients and their families have identified cognitive decline as a major concern during disease progression. The Huntington’s Disease Cognitive Assessment Battery (HD-CAB) is based on six different measures of change in different cognitive domains that has been employed by HD investigators to assess cognitive decline. The SIGNAL study was designed to employ HD-CAB as a primary cognitive endpoint. We were, however, encouraged by FDA to instead adopt a novel two-item cognitive family comprised of the OTS and PTAP measures from HD-CAB, primarily, it seemed, to avoid use of a composite score of six assessments. Unfortunately, the SIGNAL study was not designed to be powered for this substitute endpoint and the effect of pepinemab treatment on OTS missed significance (one-sided $p=0.028$) and for PTAP only showed a trend ($p=0.06$). As originally planned, however, the study was well-powered for HD-CAB and indicated a highly significant treatment effect ($p=0.007$). This was consistent with significantly reduced apathy severity ($p=0.017$) which several studies in HD and AD have shown to be correlated with cognition. Similarly, multiple studies have reported that decline in FDG-PET correlates with cognitive decline and disease progression in AD. Pepinemab is, to our knowledge, the only agent that has been shown to reverse both metabolic and cognitive decline in a neurodegenerative disease.

As previously reported for AD, onset of symptomatic disease is associated with loss of “learning effects” . It is, therefore, of particular interest that patients with early manifest HD do not show the improvement in performance on sequential administration of HD-CAB that is evident in cognitively normal late prodromal subjects (Figure 18). Importantly, the ability to learn from experience is restored and HD-CAB performance improves in early manifest patients during the first six months of pepinemab treatment. We suggest that “learning” is intrinsically significant to patients and could serve as a surrogate endpoint reasonably likely to predict clinical benefit. This is an important consideration for design of the next phase 3 study which we plan to discuss with the FDA.

Figure 18: Pepinemab treatment restores significant “Learning” effects detected by HD-CAB.

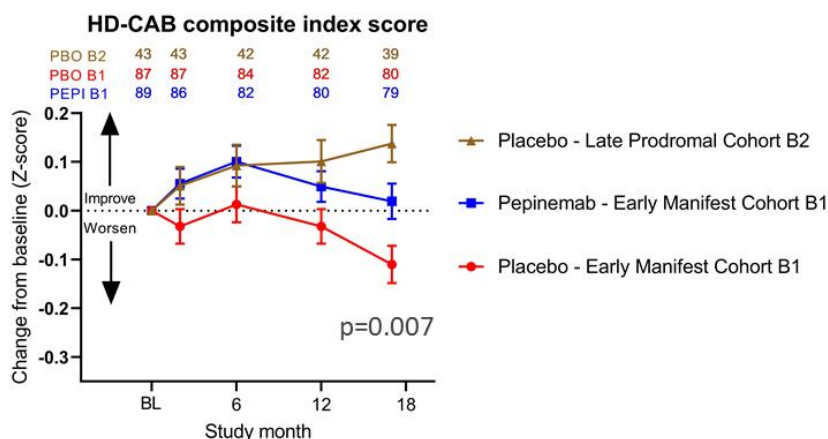
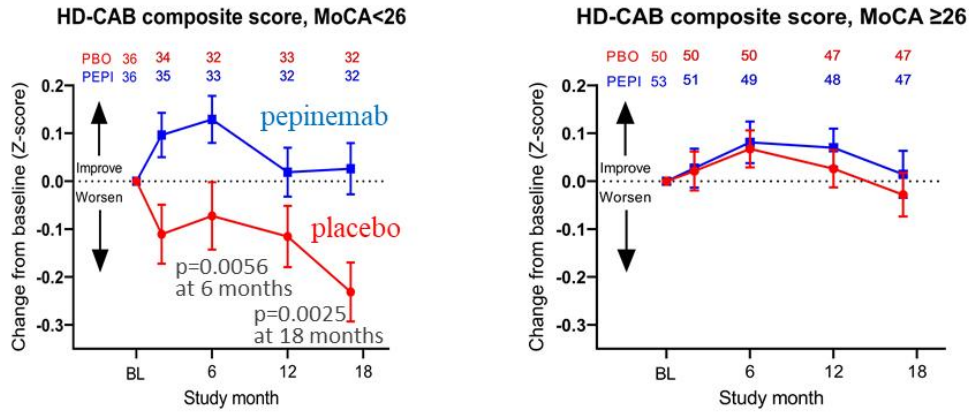


Figure 18: Pepinemab treatment improves cognitive scores of HD Cognitive Assessment Battery (HD-CAB) composite in HD subjects with early manifest disease. The difference between placebo and pepinemab treatment was significant, with a one-sided p -value = 0.007. Note: no change is observed in late prodromal group with pepinemab treatment as reported in Nature Medicine (2022), 28(10):2183-2193.

In view of the two-stage model of neurodegenerative pathology suggested by differential effects of pepinemab treatment on FDG-PET in cortical regions vs striatum during early HD progression, we considered whether cognitive treatment effects might be most evident in patients with early evidence of cognitive decline. Analysis of the effect of treatment on HD-CAB was, therefore, stratified by the Montreal Cognitive Assessment (MoCA) score at baseline. As seen in Figure 19, a significant treatment effect ($p=0.056$) was observed in the $MOCA < 26$ subgroup (cognitive deficit) during the first 6-months of treatment but was not discernible in the $MOCA \geq 26$ subgroup (normal cognition).

Figure 19: Significant HD-CAB treatment effects as early as 6-months in the HD patient subpopulation with early signs of cognitive deficits (MoCA<26).



Nature Medicine (2022), 28(10):2183-2193.

Alzheimer’s disease

We believe that neuroinflammation and the mechanism of action of pepinemab is also relevant to pathogenesis of AD and other slowly progressive neurodegenerative diseases (e.g., PD, progressive MS) as well as HD. There are, of course, important differences among these diseases in the specific stress-inducing event that initiates pathology and the brain regions affected. Early degeneration in AD appears to center on the entorhinal cortex rather than the striatum as in HD. An early phase SIGNAL-AD study enrolling patients with mild-AD is currently in progress. Pepinemab could be a promising therapeutic as a single agent, as was observed in HD. Alternatively, it could be employed in combination therapy to augment efficacy and possibly reduce disease related neuroinflammatory effects.

Overview

ActivMAB is a proprietary human antibody discovery platform based on a novel method for expressing complex targets such as multi-pass membrane receptors or large and diverse libraries of full-length human monoclonal antibodies on the surface of pox viruses such as vaccinia. The vaccinia virus is a mammalian virus that enables synthesis and selection of fully human monoclonal antibodies in mammalian cells where they undergo the post-translational modifications that distinguish mammalian cells from either bacteria or yeast. We believe our ActivMAB technology offers several advantages over selection platforms that utilize bacterial or yeast expression vectors:

- efficient selection of antibodies against multi-pass membrane proteins, an important class of pharmaceutical targets against which it has been very difficult to select specific antibodies;
- rapid generation of high affinity, full-length, human monoclonal antibodies synthesized and naturally modified in mammalian cells; and
- expression and selection of antibodies that easily and predictably transition to manufacturing in mammalian lines.

By leveraging the advantages of our ActivMAB platform over alternative bacterial and yeast-based technologies, we believe that this technology can be the basis for building a significant pipeline of therapeutic antibodies against unique targets in multiple disease indications. Our product candidate VX5 was generated by our ActivMAB platform, and is a high-affinity, human IgG1 antibody to CXCL13, a chemokine that induces development of lymphoid tissue. VX5 has initiated IND-directed development for the treatment of MS and potentially for other autoimmune disorders. We currently have active collaborations with one major pharmaceutical and three biotech companies, and we are exploring additional opportunities to enhance marketing and commercialization of this asset.

Our Approach to Antibody Discovery

Our ActivMAB platform uses a novel method to express fully human monoclonal antibodies on the surface of the vaccinia virus. To date, the most common methods for selecting fully human antibodies have been through immunization of immunoglobulin transgenic mice, which has the disadvantage of tolerance to the many target determinants that are common to both mice and humans (approximately 90%), or through use of in vitro libraries synthesized and expressed in either bacterial or yeast cultures. While library-based methods of antibody selection avoid the problem of tolerance, the selected antibodies are synthesized in an environment that differs from the mammalian cell lines in which they will ultimately be manufactured and their properties in that environment are not predictable. By expressing antibodies on a virus that infects mammalian cells, our antibodies undergo the normal range of modifications characteristic of such cells. We believe that these antibodies can more predictably transition to manufacturing in mammalian cell lines that are commonly used to produce commercial quantities of therapeutic antibodies.

Our ActivMAB platform is designed to insert complementary DNA, or cDNAs, of interest in recombinant vaccinia viruses and to enable high-throughput screening of antibodies with desirable properties that are expressed on the viral surface. The vaccinia virus is an enveloped virus, which means that its protein capsid is protected by a membrane consisting of a lipid bilayer with a very small number of embedded viral proteins. We engineer the virus to efficiently express full-length IgG antibodies on the envelope surface. In effect, the technology enables the equivalent of phage display in mammalian cells. This is intended to have the dual advantage of allowing expression of full-length functional antibodies and reflecting the post-translational modifications of protein expression that distinguish mammalian cells from bacteria and yeast. The platform can aid in de novo antibody selection, optimization of antibody affinity, or conversion of a non-human antibody into a panel of fully human antibodies.

We believe antibodies selected for development through ActivMAB will be efficiently expressed because both discovery and eventual clinical and commercial manufacturing are in similar types of mammalian cells.

Importantly, our technology also allows multi-pass membrane proteins to be expressed on the vaccinia virus envelope, a setting in which very few other proteins are expressed but which supports the natural configuration of such complex proteins. This makes it possible to efficiently select antibodies against this important class of pharmaceutical targets without the complication of numerous false positives that would occur in their normal setting of a naturally complex cell membrane comprising numerous unrelated proteins.

VX5 for Autoimmune Disease

VX5 is our first product candidate generated from our ActivMAB platform. VX5 is a human antibody to CXCL13, a molecule that regulates the formation of immune tissues that has initiated IND-directed development for the potential treatment of autoimmune disorders.

During a normal immune response, the interaction of CXCL13 and its receptor CXCR5 on B cells and follicular helper T cells directs those cells to primary follicles in lymph nodes and the spleen and induces germinal center formation and lymphoid organogenesis. In a chronically inflamed environment, ectopic lymphoid follicles form within affected tissues. Over-expression of CXCL13 in these tertiary lymphoid organs, accompanied by deregulation of regulatory interactions among immune cells, enables survival of autoreactive B cells and the generation of high affinity antibodies that contribute to development of autoimmune diseases, such as rheumatoid arthritis and MS.

In preclinical studies, anti-CXCL13 antibodies such as VX5 have been shown to prevent CXCL13 from interacting with its CXCR5 receptor, resulting in interference with B cell and T helper cell migration into inflamed tissues and ultimately the reduction of inflammatory and autoimmune responses. Therapeutic administration of anti-CXCL13 has been demonstrated to prevent disease progression in mouse models of rheumatoid arthritis and MS.

Discovery Collaborations with Third Parties

General Terms of Master Agreements

We have offered the ActivMAB platform as a discovery tool to third parties since 2014. We enter into separate master agreements with each client that generally provide for one or more target molecules for antibody selection. The client provides sufficient quantities of antigens or a cDNA sequence for use in each program, and we use our ActivMAB platform to select human monoclonal antibodies against the antigen that substantially comply with the applicable program requirements set forth in the master agreement. Pursuant to each agreement, we may receive a technology access fee and research payments and are eligible to receive a success fee.

Following delivery of a selected antibody, the client is granted a non-exclusive, worldwide, royalty-free, limited-purpose license to use the selected antibody for research and testing purposes. Additionally, each client generally has an exclusive option to obtain an exclusive product license to develop and commercialize each selected antibody. If the client enters into a product license with respect to a particular antibody, it may, in the case of a proprietary target or in consideration for certain payments, preclude us, for a certain time period, from undertaking or performing any activities, services or programs to identify or develop any antibodies to the antigen that is the subject of the product license.

Pursuant to these agreements, we will own (i) all inventions and know-how discovered, developed, made, conceived or generated in the course of or as a direct result of the activities conducted under a discovery program that relate to the construction of immunoglobulin gene libraries or the process for the selection of monoclonal antibodies from such libraries and (ii) any and all antibodies generated under the discovery programs.

In addition to an upfront technology access fee, we are generally eligible to receive additional research support and performance payments with respect to each discovery program under the master agreement. Also, if the client exercises its option to obtain an exclusive product license to develop and commercialize selected antibodies, we would be eligible to receive milestone payments and low single-digit royalties on future net sales of products commercialized by client.

Multi-Pass Membrane Protein Research

A novel application of our ActivMAB platform is the ability to efficiently select antibodies against multi-pass membrane proteins. Multi-pass membrane proteins, which constitute the largest and most diverse group of membrane receptors in eukaryotes, are an important class of targets for pharmaceutical products. Many small molecule drugs target multi-pass membrane proteins, but it has been difficult to select antibodies against these targets because natural cellular membranes are a complex environment with many different proteins and specific multi-pass proteins cannot be purified away from the membrane without denaturing. We have invented fusion protein technology to enable the direct incorporation of multi-pass membrane proteins such as G protein-coupled receptors, or GPCRs, and ion channels into the viral membrane. This method is rapid, does not require any detergents or refolding, and can be applied to multiple different cell types in order to maximize protein expression. Specific antigen-expressing virus can be readily purified and used for antibody selection.

In November 2017, we entered into an agreement with Surface Oncology to select antibodies against two target antigens, including an undisclosed human multi-pass membrane protein. We delivered the selected antibodies in the second quarter of 2019 and Surface Oncology exercised its option to exclusively license two antibodies targeting one of the antigens from us for research purposes and purchased its option for an exclusive product license of antibodies targeting the other antigen in the third quarter of 2019. In 2019, we successfully completed antibody discovery campaigns with TWIST Bioscience Corporation, or TWIST, pursuant to which we shipped antigen particles to TWIST for use with its antibody libraries, and a protein engineering project with Heptares Therapeutics, Ltd. We delivered antibodies to Catalent Pharma Solutions, or Catalent, as part of our ongoing antibody drug conjugate, or ADC, collaboration described below. More recently, we have entered into two collaborations with major pharmaceutical and three additional biotech collaborations. We believe this technology addresses an important unmet need and offers multiple opportunities for pipeline expansion and collaboration.

Catalent Pharma Solutions

In October 2017, we entered into an agreement with Catalent to select an antibody to a cancer membrane target suitable for construction of an ADC employing proprietary Catalent technology. Pursuant to the agreement, we will license a Vaccinex-optimized antibody candidate to Catalent for construction of the ADC, testing for efficacy in an animal tumor model, and manufacture for evaluation of tolerability in rodents and cynomolgus monkeys. The ADC will be jointly owned by us and Catalent. We have agreed pursuant to the agreement to discuss in good faith a business relationship to promote and market the ADC.

We believe that other biotechnology or pharmaceutical companies may be interested in the opportunity to efficiently select and express specific antibodies required for drug development against novel target antigens. As collaborations with our ActivMAb platform progress, we will seek to increase our economic return and explore opportunities to enter into discovery and co-development arrangements.

Manufacturing

We currently do not own or operate manufacturing facilities. We currently have no plans to build our own clinical or commercial scale manufacturing capabilities. We rely, and expect to continue to rely, on third-party contract manufacturing organizations, or CMOs, for the manufacture of our product candidates for clinical trials. Catalent is responsible for the manufacturing of pepinemab for use in clinical trials, and we use other third-party CMOs for other aspects of the manufacturing process. We may elect to pursue other CMOs for manufacturing clinical supplies for later-stage trials and for commercialization.

Commercialization

We have not established sales, marketing or product distribution operations. We generally expect to retain some commercial rights in the United States for our product candidates for which we may receive marketing approvals. If pepinemab is approved for the treatment of HD, our current plan is to initiate commercialization of pepinemab for treatment of HD ourselves, in part due to the connections we have established with the HD clinical community as a result of conducting the SIGNAL trial at 30 major HD treatment centers in the United States and Canada. However, we also expect to utilize a variety of types of collaboration, distribution and other marketing arrangements with one or more third parties to commercialize pepinemab, upon approval, in other indications and any other products that we develop and obtain approval for in markets outside the United States.

Competition

The biotechnology and pharmaceutical industries are characterized by continuing technological advancement and significant competition. While we believe our product candidates, technology, knowledge, experience and scientific resources provide us with competitive advantages, we face competition from major pharmaceutical and biotechnology companies, academic institutions, governmental agencies and public and private research institutions, among others. We believe we are the only company targeting SEMA4D as a potential treatment for neurodegenerative diseases, cancer or autoimmune disorders.

To the extent we are successful in developing pepinemab, we believe we would compete with products that utilize a different mechanism of action, particularly with respect to HD because to date there are no marketed preventative therapeutic treatments for HD. Our strategy of targeting neuroinflammation in the brain with an antibody that blocks inflammatory activation of astrocytes differs from genetic strategies that specifically target the Huntington mutation, such as antisense oligonucleotide-based gene therapies under development by Roche and WAVE Life Sciences, among others, and adeno-associated virus-based gene therapies under development by uniQure and Voyager Therapeutics, among others. We believe that pepinemab has potentially broader applicability to other neurodegenerative diseases, such as AD, than these other approaches. Given that pepinemab has been well-tolerated in clinical trials to date and has not evidenced concerning toxicity as a single agent, there may also be opportunities for combination therapy with agents based on a different mechanism of action.

In cancer, Yervoy, which targets the CTLA-4 protein, was the first immunomodulating monoclonal antibody to receive FDA approval. The FDA has also approved Keytruda and Opdivo for immunotherapy of melanoma and NSCLC, as well as other selected cancer indications. Other antibodies targeting PD-1 or PDL-1, including Tecentriq, Bavencio and Imfinzi, are also in clinical development and have received FDA approval for some cancer indications. These monoclonal antibodies may have been initially tested for specific selected indications, but their broad effects on the immune system as a whole make them potentially relevant across a wide range of solid tumors. We believe the differentiated mechanisms of action of pepinemab provide an opportunity to pursue combination therapy with one or more of these competing technologies. Given the known toxicity of immunotherapy, we believe the evidence from three clinical studies to date that pepinemab is well tolerated as a single agent makes it a potentially attractive candidate for combination therapy.

Any product candidates we successfully develop and commercialize may compete with existing therapies and new therapies that may become available in the future. Key product features that would affect our ability to effectively compete with other therapeutics include the efficacy, safety and convenience of our products. Similarly, our ActivMAB antibody discovery platform technology will also compete with marketed or future discovery platforms or alternative technologies on the basis of effectiveness, convenience and cost, among other factors. The level of generic competition and the availability of reimbursement from government and other third-party payors will also significantly affect the pricing and competitiveness of our products. Our competitors also may obtain FDA or other regulatory approval for their products more rapidly than we may obtain approval for ours, which could result in our competitors establishing a strong market position before we enter the market. They may also obtain patent protection or other intellectual property rights that limit our ability to develop or commercialize our product candidates or platform technologies.

Many of the companies against which we may compete have significantly greater financial resources and expertise in research and development, manufacturing, preclinical testing, conducting clinical trials, obtaining regulatory approvals and marketing approved products than we do. Smaller or early-stage companies may also prove to be significant competitors, particularly through collaborative arrangements with large and established companies. These companies also compete with us in recruiting and retaining qualified scientific and management personnel and establishing clinical trial sites and patient registration for clinical trials, as well as in acquiring technologies complementary to, or necessary for, our programs.

Intellectual Property

Overview

Our intellectual property is critical to our business, and we strive to protect our technology, including by obtaining and maintaining patent protection in the United States and certain other countries for our platform technologies, product candidates, novel biological discoveries, and other inventions that are important to our business. We pursue broad patent protection for our platform technologies and for our product candidates. We initially pursue patent protection for compositions of matter, methods of use including various treatment indications, and methods of making. Throughout the innovation process, we seek to identify additional means of obtaining patent protection that would potentially enhance our commercial success, including obtaining patent protection for additional methods of use such as additional medical indications for our product candidates, and refinements and improvements of our platform technologies. We also rely on trade secrets relating to our discovery platform technology and product candidates and seek to protect and maintain the confidentiality of proprietary information to protect aspects of our business that are not amenable to, or that we do not consider appropriate for, patent protection.

Our success may also depend on our ability to obtain rights to intellectual property held by third parties that may be necessary or useful to our business. We generally obtain rights to third-party intellectual property through exclusive or non-exclusive licenses. If we are not able to obtain rights to intellectual property held by third parties that are necessary or useful to our business, our business could be harmed, possibly materially harmed.

The patent positions of biotechnology companies like ours, however, are generally uncertain and involve complex legal, scientific and factual questions. In addition, the coverage claimed in a patent application can be significantly reduced before the patent is issued, and its scope can be reinterpreted after issuance. Consequently, we may not obtain or maintain adequate patent protection for any of our product candidates or platform technologies. We cannot predict whether the patent applications we are currently pursuing will issue as patents in any particular jurisdiction, or whether the claims of any issued patents will provide sufficient protection from competitors. Any patents that we hold may be challenged, circumvented or invalidated by third parties. In such an event, it would have a material and adverse effect on our business and financial condition. For a more comprehensive discussion of the risks related to our intellectual property, please see “Risk Factors—Risks Related to Our Intellectual Property.”

The patent portfolios for our platform technologies and our three most advanced product candidates are summarized below:

SEMA4D Antibody Platform and Pepinemab Our intellectual property portfolio for our SEMA4D antibody platform and pepinemab includes several issued United States and foreign patents as well as pending U.S. and foreign patent applications encompassing compositions of matter for pepinemab, methods of use and methods of making. We wholly own rights to several families of patents and patent applications related to the SEMA4D antibody platform and pepinemab that will expire or are projected to expire between 2030 and 2038. The “Smith II” patent family discloses and claims a group of antibodies and encoding polynucleotides that includes the pepinemab antibody, as well as methods of making and using the antibodies. This family has a projected expiration date of May 2030. The Smith II family includes granted patents in the United States (four patents), Australia, Canada, China (two patents), Eurasia (two patents validated in Russia, Armenia, Azerbaijan, Belarus, Kyrgyzstan, Kazakhstan, Moldova, Tajikistan, and Turkmenistan), Europe (validated in Austria, Belgium, Czech Republic, Germany, Denmark, Finland, Spain, France, Ireland, the United Kingdom, Italy, Luxembourg, the Netherlands, Norway, Poland, Portugal, Sweden, and Switzerland), Israel (two patents), India, Japan (two patents), South Korea, Mexico (two patents), New Zealand (two patents), Singapore, and South Africa, Vietnam and pending in Thailand,.

We also wholly own ten additional pepinemab-related patent families. These are directed to: (i) methods of modifying blood brain barrier permeability and treating neuroinflammatory disorders (projected expiration of October 2032; granted in Australia, Canada, Eurasia (validated in Russia), Japan, South Korea, Mexico, Europe (validated in Austria, Belgium, Switzerland, Germany, Denmark, Spain, Finland, France, the United Kingdom, Italy, Luxembourg, the Netherlands, Norway, Portugal, and Sweden), Israel, Japan, South Korea, Mexico, New Zealand, South Africa, Singapore and the United States, and pending in China, and Thailand); (ii) methods of treating cancer and inhibiting angiogenesis using a combination of an anti-SEMA4D antibody and a VEGF inhibitor (projected expiration of December 2032; granted in the United States and Canada); (iii) compositions comprising the pepinemab epitope on SEMA4D and related products such as a nucleic acid encoding the epitope, and methods of producing the polypeptide epitope (projected expiration of March 2033; granted in the United States, New Zealand, and South Africa); (iv) methods of promoting neurogenesis and treating stroke (projected expiration of May 2033; granted in Australia, Brazil, Canada, China, Eurasia (validated in Russia), Europe (validated in Austria, Belgium, Switzerland, Germany, Denmark, Spain, France, United Kingdom, Ireland, Italy, Luxembourg, Netherlands, Norway, Portugal, and Sweden) Israel, Japan, South Korea, Mexico, New Zealand, Singapore, South Africa, and the United States, and pending in Thailand); (v) methods of treating cancer using a combination of a SEMA4D antagonist and an immune modulator (projected expiration of June 2034; granted in the United States (two patents), Australia, Brazil, Canada, Eurasia, Europe, Israel, Japan (two patents), Mexico, New Zealand (two patents), South Korea and Singapore, and pending in the United States, Canada, China, Europe, South Africa, Singapore, and Thailand); (vi) methods of inhibiting the growth of atherosclerotic plaques, inhibiting neovascularization and treating atherosclerosis (projected expiration of October 2034; granted in the United States, Australia, Europe, Eurasia, Israel, Japan, Mexico, South Korea, Singapore, South Africa, and New Zealand, and pending in Brazil, Canada, Thailand); (vii) methods of treating neurodegenerative disorders such as HD (projected expiration of October 2034; granted in the United States (three patents), Australia, (two patents) Eurasia (validated in Armenia, Azerbaijan, Belarus, Kyrgyzstan, Kazakhstan, Russia, Tajikistan, and Turkmenistan), Europe (validated in Austria, Belgium, Switzerland, Germany, Denmark, Spain, Finland, France, the United Kingdom, Greece, Ireland, Italy, Luxembourg, the Netherlands, Norway, Poland, Portugal and Sweden), Israel, Japan (two patents), Mexico, New Zealand, Singapore, South Africa, and New Zealand, and pending in the United States, New Zealand, Australia, Brazil, Canada, China, Eurasia, Europe, Israel, South Korea, Mexico, Singapore, and Thailand); (viii) methods for early detection of glial cell activation in subjects having, suspected of having, or at risk of developing a neurodegenerative or neuroinflammatory disease such as HD, and determining whether such subjects would benefit from treatment a SEMA4D antagonist (projected expiration of February 2038; pending in the United States, Australia, Canada, China, Europe, Israel, Japan, South Korea, Mexico, New Zealand, Russian Federation, Singapore, and South Africa); (ix) methods of treating cancer using a combination of a SEMA4D antagonist and an epigenetic modulator (projected expiration of March 2038; pending in the United States, Australia, Brazil, Canada, China, Europe, Israel, Japan, South Korea, Mexico, New Zealand, Russian Federation, Singapore, and South Africa); and (x) a fully-human anti-SEMA4D antibody VX18 (projected expiration May 2038; pending in the United States, Australia, Brazil, Canada, China, Europe, Israel, India, Japan, South Korea, Mexico, New Zealand, Russian Federation, Singapore, and South Africa).

In addition, the portfolio includes three patent families including a U.S. and corresponding foreign applications, one of which is wholly owned by Vaccinex, one of which is co-owned by Vaccinex and H. Lee Moffitt Cancer Center and Research Institute, Inc., or Moffitt, and another which is co-owned by Vaccinex and Merck KGaA. Each application has an anticipated expiration date in 2040. The US and foreign applications that are wholly owned by Vaccinex include claims directed to methods for inhibiting, delaying, or reducing tumor growth in a subject with cancer by administering a combination a SEMA4D antagonist and an antibody that inhibits TGFbeta. Foreign applications are pending in Australia, Canada, Europe, Japan, and New Zealand. The Vaccinex-Merck co-owned US and foreign applications include claims directed to methods for treating, inhibiting, delaying, or reducing malignant cell growth in a subject with cancer whose level of circulating myeloid-derived suppressor cells (MDSCs) is below a predetermined level. Foreign applications are pending in Australia, Canada, China Europe, Israel, Japan, South Korea, Mexico, and New Zealand. The US and foreign applications co-owned by Vaccinex and Moffitt include claims directed to anti-cancer combination therapy comprising at least one dendritic cell pulsed with an oncodriver and an immunoregulatory molecule inhibitor selected from antagonists of SEMA4D and VEGF, and methods of treating cancer with the combination therapy. Foreign applications are pending in Australia, Canada, Europe, Japan and New Zealand.

The portfolio also includes two patent families, one of which is co-owned by Vaccinex and Imperial College London, and another which is co-owned by Vaccinex, University of Sydney, and Sydney Children's Hospital. Each application has an anticipated expiration date in 2041. The Vaccinex/Imperial College London co-owned applications are pending in the United States, Australia, Brazil, Canada, China, Europe, Israel, India, Japan, South Korea, Mexico, New Zealand, Russia, Singapore and South Africa and includes claims directed to treatment of peripheral nerve injury using a SEMA4D antagonist. The Vaccinex/University of Sydney/Sydney Children's Hospital co-owned application discloses and claims treatment of Rett Syndrome using a SEMA4D antagonist antibody and are pending in the United States, Australia, Brazil, Canada, China, Europe, India, Israel, Japan, Korea, Mexico, New Zealand, Russia, Singapore and South Africa.

In addition, the portfolio also includes two U.S. and corresponding PCT applications, one of which is wholly owned by Vaccinex and one of which is co-owned by Vaccinex and the University of Central Florida or UCF. The anticipated expiration date of the Vaccinex wholly owned applications is in 2042; the expiration date of the co-owned applications is in 2043. The US and PCT applications that are wholly owned by Vaccinex disclose and include claims directed to methods for predicting the response to treatment of a subject with a neurodegenerative disorder with an anti-SEMA4D antibody based on the subject's cognitive and/or functional impairment assessment scores. The Vaccinex/UCF co-owned applications disclose and claim a combination therapy for the treatment of Huntington's disease which comprises antagonist of SEMA4D and a HTTT-lowering agent.

In addition to the patents and applications wholly owned and co-owned by us, our SEMA4D antibody platform patent portfolio also includes patents and applications exclusively licensed from the Tokyo Medical and Dental University of Japan.

We have exclusively licensed a family of applications directed to compositions and methods for treating osteoporosis and other bone-related diseases from the Tokyo Medical and Dental University of Japan. This family is granted in Australia, Canada, China, Europe (validated in Austria, Belgium, Switzerland, Germany, Denmark, Finland, France, the United Kingdom, Ireland, Italy, the Netherlands, Norway, Sweden, Spain, and Portugal), Japan, Mexico, New Zealand, Singapore, South Korea, and the United States, and is pending in Brazil. The application family has a projected expiration date of May 2032.

ActivMAB Antibody Discovery Platform

Our ActivMAB platform is encompassed by two patent families and a provisional patent application wholly owned by us, as well as granted U.S. and foreign patents in families that are exclusively licensed to us by the University of Rochester. These patent families broadly encompass the process and methods of use of the ActivMAB platform.

University of Rochester License Agreement. In connection with the formation of our company in 2001, a 1998 license agreement with the University of Rochester, or the Rochester Agreement, was assigned to us. Under the Rochester Agreement, the University of Rochester granted an exclusive, worldwide, sublicensable license to commercialize patents used in the discovery of antibodies. These patents are relevant to our ActivMAB antibody discovery platform. Under the Rochester Agreement, we are obligated to pay the University of Rochester low single-digit royalties on sales of products covered by the patents licensed to us under the Rochester Agreement as well as an annual license maintenance fee creditable in part against the royalties. In addition, with respect to the first product covered by the patents licensed to us under the Rochester Agreement, we are obligated to pay the University of Rochester milestone payments in de minimis amounts upon (i) the submission of the first IND application, (ii) the approval of the first IND application and (iii) the filing of the first 510(k) filing for a diagnostic. However, because the Rochester Agreement relates to our ActivMAB antibody discovery platform, while we intend to use these patents in our business, we do not intend to directly sell products covered by the patents licensed to us under the Rochester Agreement. The term of the University of Rochester license runs until the end of the enforceable term of any patents issued. The Rochester Agreement may also be terminated upon material breach or terminated by us upon 90 days' prior written notice to the University of Rochester.

ActivMab Platform Patents. Three patent families and a pending provisional application covering the ActivMab platform are wholly owned by us. The first family discloses and claims aspects of the technology as currently practiced that are improved over the in-licensed patent family discussed below. Granted claims in this family include product claims directed to fusion proteins, recombinant libraries, host cells and kits, as well as claims directed to methods of constructing libraries and methods of selecting antibodies possessing a desired specificity. This family has a projected expiration date of March 2033 in the United States and April 2033 in all other jurisdictions. This application family is granted in the United States (two patents), Australia, China, Europe (validated in Austria, Belgium, Denmark, Finland, France, Germany, Ireland, Italy, Luxembourg, Netherlands, Norway, Poland, Portugal, Spain, Sweden, Switzerland, and the United Kingdom), Eurasia (validated in Russia), Israel, Japan, Singapore, South Korea, and New Zealand. The second family discloses and claims compositions and methods for displaying multi-pass membrane proteins in native conformation on vaccinia virus extracellular virions to enable selection of antibodies binding to these proteins in our ActivMab platform. This family has a projected expiration date of April 2037 and is granted in the United States (three patents), Europe (validated in Austria, Belgium, Denmark, Finland, France, Germany, Greece, Ireland, Italy, Luxembourg, Netherlands, Norway, Poland, Portugal, Spain, Switzerland, UK, and Sweden), China, Mexico, and Russia and includes pending applications in Australia, Brazil, Canada, China, Europe, India, Israel, Japan, South Korea, Mexico, New Zealand, Singapore, and South Africa. The third family discloses and claims methods for increasing the number of independent poxvirus genomes in our antibody libraries. This application has a projected expiration date of July 2037, and is granted in the United States, Japan, Russia, Singapore, and South Korea, and includes pending applications in Australia, Brazil, Canada, China, Europe, India, Israel, Japan, South Korea, Mexico, New Zealand, Russia, Singapore, and South Africa.

In addition, there is a provisional application which is wholly owned by Vaccinex, and which discloses and claims compositions and methods for displaying multi-pass membrane proteins in native conformation on poxvirus extracellular virions to enable selection of antibodies binding to these proteins in our ActivMab platform. Upon conversion of the provisional application to conventional U.S. and/or international applications under the PCT in 2021, the application has an anticipated expiration date in 2041.

A patent family licensed from the University of Rochester is directed to methods of producing and identifying immunoglobulin molecules in eukaryotic cells, as well as kits for the selection of antigen-specific recombinant immunoglobulins. This family has a projected expiration date of March 2025 in the United States. Patents are granted in this family in Australia (two patents), Canada, China, Europe (validated in Austria, Belgium, Switzerland, the United Kingdom, and Germany), Japan and the United States.

VX5

Our patent portfolio covering VX5 includes a family exclusively licensed from the University of Rochester that contains two U.S. patents and one Canadian patent with projected expiration dates in April 2025 in Canada and October 2025 and November 2026 in the United States. This family includes claims directed to methods of treating MS and rheumatoid arthritis, as well as methods of inhibiting inflammation or reducing ongoing inflammation using anti-CXCL13 antibodies.

The portfolio further includes three VX5-related patent families wholly owned by us. The first, directed to the VX5 composition and related methods, has a projected expiration date of September 2031. This family is granted in Australia, Brazil, Canada, China, Europe (validated in Belgium, Switzerland, Germany, Denmark, Finland, France, the United Kingdom, Ireland, the Netherlands, Norway, and Sweden), India, Japan, Mexico, New Zealand, Singapore, South Korea, and the United States (two patents), and is pending in the United States. The application includes claims directed to antibodies, nucleic acids, vectors, cells and polypeptides, as well as methods for neutralizing CXCL13, and methods of treating autoimmune diseases or inflammatory diseases. The second family, directed to methods of treatment of B cell-mediated inflammatory diseases, e.g., Sjogren's syndrome, has a projected expiration date of March 2033. This family is granted in the United States, Australia, Canada, China, Europe (validated in Germany, France, and the United Kingdom), Japan, Korea, and New Zealand. The third family, directed to methods for increasing mucosal IgA levels, has a projected expiration date of January 2034. It is granted in the United States, Canada, China, Japan, Australia, Europe (validated in Germany, France and the United Kingdom), Japan, New Zealand and South Korea.

Patent Protection

The term of individual patents depends on the legal term of the patents in the countries in which they are obtained. In countries in which we file, the patent term is at least 20 years from the filing date of a non-provisional patent application, assuming all maintenance fees and annuities are paid. The patent term in the United States may be extended beyond the 20-year term based on U.S. Patent and Trademark Office, or USPTO, delay. In various jurisdictions, the patent exclusivity covering a specific product can be extended in certain circumstances to account for delays in regulatory approval.

For example, in the United States the term of a patent that covers an FDA-approved product or a method of using or manufacturing the product may also be eligible for extension, which provides patent term restoration as compensation for the patent term lost during product development and the FDA regulatory review process. Patent term extension, which can be applied to only a single patent and is effective only with regard to the approved product, can be available when the approval is the first permitted commercial marketing or use of the active ingredient. The length of the patent term extension is related to the length of time the drug is under development and then regulatory review and cannot extend the term of a patent more than 14 years from the date of product approval. Similar supplemental protection provisions are available in Europe and other foreign jurisdictions to extend the term of a patent that covers an approved drug. In the future, if and when our products receive FDA approval, we expect to apply for patent term extensions on patents covering those products, where applicable. We plan to seek patent term extensions to any of our issued patents in any jurisdiction where these are available; however, there is no guarantee that the applicable authorities, including the USPTO and the FDA in the United States, will agree with our assessment of whether such extensions should be granted, and if granted, the length of such extensions.

Trade Secret Protection

We also rely on trade secret protection for our confidential and proprietary information. Although we take steps to protect our proprietary information and trade secrets, including through contractual means with our employees and consultants, third parties may independently develop substantially equivalent proprietary information and techniques, or otherwise gain access to our trade secrets, or disclose our technology. Thus, we may not be able to meaningfully protect our trade secrets. It is our policy to require our employees, consultants, outside scientific collaborators, sponsored researchers and other advisors to execute confidentiality agreements upon the commencement of employment or consulting relationships with us. These agreements provide that all confidential information concerning our business or financial affairs developed or made known to the individual during the course of the individual's relationship with us is to be kept confidential and not disclosed to third parties except in specific circumstances. Our agreements with employees also provide that all inventions conceived by the employee in the course of employment with us or from the employee's use of our confidential information are our exclusive property.

Government Regulation and Product Approval

United States Government Regulation

In the United States, the FDA regulates our current product candidates as biological products, or biologics, under the Federal Food, Drug, and Cosmetic Act, the Public Health Service Act, and related regulations. Biologics are also subject to other federal, state and local statutes and regulations. The FDA and comparable regulatory agencies in state and local jurisdictions impose substantial requirements upon, among other things, the testing, development, manufacture, quality control, safety, purity, potency, labeling, storage, distribution, record keeping and reporting, approval, import and export, advertising and promotion, and postmarket surveillance of biologics. Although our product candidates are subject to these requirements, the ActivMAb platform we utilize to develop our product candidates is not subject to FDA regulation.

The FDA's policies may change, and additional laws and regulations may be enacted that could prevent or delay further development or regulatory approval of any product candidates, product or manufacturing changes, additional disease indications, or label changes. We cannot predict the likelihood, nature or extent of government regulation that might arise from future legislative or administrative action.

Failure to comply with applicable statutory and regulatory requirements at any time during the product development process, approval process or after approval may subject a sponsor to administrative or judicial enforcement actions. These actions could include the suspension or termination of clinical trials by the FDA, the FDA's refusal to approve pending applications or supplemental applications, withdrawal of an approval, warning or untitled letters, product recalls, product seizures, total or partial suspension of production or distribution, import detention, injunctions, fines, civil penalties or criminal prosecution. Any such administrative or judicial action could have a material adverse effect on us.

Although this discussion focuses on regulation in the United States, we anticipate seeking approval for and marketing of our product candidates in other countries, either independently or with collaborators. Generally, our product candidates will be subject to regulation in other countries that is similar in nature and scope as those imposed in the United States, although there can be important differences. In Europe, for example, some significant aspects of regulation are addressed in a centralized way through the European Medicines Agency, but country-specific regulation remains essential in many respects.

Biologics Development Process

Before a biologic may be marketed or sold in the United States, a sponsor generally must conduct nonclinical laboratory and animal tests; submit an IND application, which must become effective before clinical trials may begin; conduct adequate and well-controlled human clinical trials to establish the safety, purity and potency of the proposed biologic for its intended use or uses; undergo pre-approval inspection of manufacturing facilities and sometimes clinical trial sites; and obtain FDA approval of a Biologics License Application, or BLA. The testing and approval process require substantial time and financial resources, and we cannot be certain that any approvals for our product candidates will be granted on a timely basis, if at all.

Preclinical Testing. Before testing any compound in human subjects, a sponsor must develop extensive preclinical data. Preclinical testing generally includes laboratory evaluation of product chemistry and formulation, as well as toxicological and pharmacological studies in several animal species to assess the quality and safety of the product. Certain animal studies must be performed in compliance with the FDA's Good Laboratory Practice regulations, or GLP, and the United States Department of Agriculture's Animal Welfare Act and related regulations.

IND Application. Prior to commencing the first clinical trial in humans in the United States, an IND must be submitted to the FDA, and the IND must become effective. A sponsor must submit information, including preclinical testing results, to the FDA as part of the IND and the FDA must evaluate whether there is an adequate basis for testing the drug in humans. The IND automatically becomes effective 30 days after receipt by the FDA unless the FDA within the 30-day time period raises concerns or questions about the submitted data or the conduct of the proposed clinical trial and places the IND on clinical hold. In such case, the IND sponsor must resolve any outstanding concerns with the FDA before the clinical trial may begin. A separate submission to the IND must be made for each successive clinical trial to be conducted during product development. Further, an independent Institutional Review Board, or IRB, for each site proposing to conduct the clinical trial must review and approve the protocol and informed consent form for any clinical trial before it commences at that site. Informed consent must also be obtained from each study subject. Regulatory authorities, an IRB, a data safety monitoring board or the trial sponsor may suspend or terminate a clinical trial at any time on various grounds, including a finding that the study subjects are being exposed to an unacceptable health risk.

Clinical Trials. For purposes of developing product candidates for BLA approval, human clinical trials are typically conducted in phases that may overlap:

- Phase 1 – The investigational biologic is initially given to a small group of healthy human subjects or patients and tested for safety, dosage tolerance, reactivity, absorption, metabolism, distribution and excretion. These trials may also yield early evidence of effectiveness. During Phase 1 clinical trials, sufficient information about the safety of the investigational new drug must be obtained to permit the design of well-controlled and scientifically valid Phase 2 clinical trials.
- Phase 2 – Studies are conducted in a limited number of patients to identify possible adverse effects and safety risks, to initially assess the efficacy of the investigational product for the particular indication or indications sought within the target disease or condition and to determine dosage tolerance and optimal dosage. Multiple Phase 2 clinical trials may be conducted by the sponsor to obtain information prior to beginning larger and more expensive Phase 3 clinical trials.
- Phase 3 – When Phase 2 evaluations show that an investigational product may have a promising benefit-risk profile, Phase 3 clinical trials are undertaken at multiple clinical trial sites to establish statistically significant evidence of the safety, purity, and potency of the investigational biologic for the proposed use and the proposed dosing regimen, and to provide an adequate basis for product labeling and ultimately, for review and potential approval by the FDA.

All clinical trials must be conducted in accordance with Good Clinical Practice requirements, or GCPs, which establish standards for conducting, recording data from, and reporting the results of, clinical trials. GCPs are intended to assure that the data and reported results are credible and accurate, and that the rights, safety, and well-being of study participants are protected. A study sponsor is also required to submit to the National Institutes of Health, or NIH, for public posting on NIH's clinical trial website, www.clinicaltrials.gov, certain details about applicable clinical trials and clinical trial results.

Our planned clinical trials for our product candidates may not begin or be completed on schedule, if at all. Clinical trials can be delayed for a variety of reasons, including delays in:

- obtaining regulatory authorization to commence a study;
- reaching agreement with clinical trial sites and their subsequent performance in conducting accurate and reliable studies on a timely basis;
- obtaining IRB approval to conduct a study at a prospective site;
- recruiting patients to participate in a study; and
- supply of the investigational product and related materials.

Success in early-stage clinical trials does not ensure success in later stage clinical trials. Data obtained from clinical trials are not always conclusive and may be susceptible to varying interpretations, which could delay, limit or prevent regulatory approval.

The BLA Process

BLA Submission and Review. In order to obtain approval to market a biologic in the United States, a BLA must be submitted to the FDA that provides data establishing to the FDA's satisfaction the safety, purity and potency of the investigational product for the proposed indication(s). Each BLA submission requires a substantial user fee payment unless a waiver or exemption applies. The application includes all relevant data available from pertinent nonclinical studies and clinical trials, including negative or ambiguous results as well as positive findings, together with detailed information relating to the product's chemistry, manufacturing, controls and proposed packaging and labeling, among other things. Data may come from company-sponsored studies as well as from a number of alternative sources, including studies initiated by investigators and literature.

The FDA will initially review the BLA for completeness before accepting it for filing. Under the FDA's procedures, the agency has 60 days from its receipt of a BLA to determine whether the application will be accepted for filing based on the agency's threshold determination that the application is sufficiently complete to permit substantive review. If it determines that the application does not meet this initial standard, the FDA may refuse to file the application and request additional information, in which case the application must be resubmitted with the requested information, and review of the application is delayed. After the BLA is accepted for filing, the FDA reviews the BLA to determine, among other things, whether the proposed product is safe, pure and potent, which includes determining whether it is effective for its intended use, and whether the product is being manufactured in accordance with current Good Manufacturing Practices, or cGMP, to assure and preserve the product's identity, strength, quality, potency and purity. The FDA may refer applications for novel products or products that present difficult questions of safety or efficacy to an advisory committee, typically a panel that includes clinicians and other experts, for review, evaluation and a recommendation as to whether the application should be approved and, if so, under what conditions. The FDA is not bound by the recommendations of an advisory committee, but it considers such recommendations carefully when making decisions and usually has followed such recommendations.

During the approval process, the FDA also will determine whether a Risk Evaluation and Mitigation Strategy, or REMS, is necessary to assure the benefits of the biologic outweigh its risks. A REMS may include various elements depending on what the FDA considers necessary for the safe use of the biologic, ranging from a medication guide or patient package insert to limitations on who may prescribe or dispense the biologic. If the FDA concludes that a REMS is needed, the BLA sponsor must submit a proposed REMS and the FDA will not approve the BLA without a REMS that the agency has determined is acceptable.

Certain applications for approval must include an assessment, generally based on clinical trial data, of the safety and effectiveness of the biological product in relevant pediatric populations. Under certain circumstances, the FDA may waive or defer the requirement for a pediatric assessment, either at the sponsor's request or by the agency's initiative.

FDA performance goals generally provide for action on a BLA within 10 months of filing, which (as discussed above) typically occurs within 60 days of submission, but that action date can be and frequently is extended in certain circumstances. For example, the review process is often significantly extended by FDA requests for additional information or clarification. A sponsor may apply to restore a portion of patent term lost during product development and FDA review of a BLA if approval of the application is the first permitted commercial marketing or use of a biologic containing the active ingredient. The patent term restoration period is generally one-half the time between the effective date of the IND and the date of submission of the BLA, plus the time between the date of submission of the BLA and the date of FDA approval of the product. The maximum period of restoration is five years, and the patent cannot be extended to more than 14 years from the date of FDA approval of the product. Only one patent claiming each approved product is eligible for restoration and the patent holder must apply for restoration within 60 days of approval. The USPTO, in consultation with the FDA, reviews and approves the application for patent term restoration.

For investigational products that are intended to treat serious diseases, certain mechanisms may expedite the development and FDA approval process. For example, the FDA may grant Priority Review designation to a product that could provide significant improvement in the treatment, diagnosis, or prevention of a serious condition. Another FDA Program is Fast Track designation, which a sponsor can request at any time during the development process to facilitate development and expedite review of a product intended to treat a serious condition and fill an unmet medical need. Fast Track designation involves early and frequent communication between the FDA and the sponsor (e.g., about clinical trial design), and also allows rolling review, under which a sponsor may submit sections of its BLA for FDA review on an ongoing basis, rather than waiting to submit the BLA when the entire application is complete, each of which may lead to earlier BLA submission and approval. Breakthrough Therapy designation is another program that is intended to expedite development and review of a product that is intended to treat a serious condition and where preliminary clinical evidence indicates that the product may demonstrate substantial improvement over available therapy on a clinically significant endpoint. Breakthrough Therapy designation provides all of the features of Fast Track designation, as well as the opportunity to obtain early and intensive guidance from the FDA for an efficient drug development program and a commitment to involve senior agency personnel in providing this guidance. Priority Review, Fast Track and Breakthrough Therapy designations do not change the standards for approval or the quality of evidence necessary to support approval, however, and the agency may determine that an investigational product does not meet the criteria for such designation. Moreover, even if the agency grants designation under one or more of these programs, the agency may subsequently revoke the designation if the agency determines the criteria are no longer met. A fourth program is Accelerated Approval, which is available for a drug intended to treat a serious condition that fills an unmet need. FDA may grant accelerated approval based on such drug's effect on a surrogate endpoint or an intermediate clinical endpoint that is reasonably likely to predict clinical benefit, subject to the requirement that the sponsor conduct postmarketing confirmatory trials to verify the clinical benefit.

If the FDA determines that a BLA does not meet the regulatory standard for approval, it will issue a Complete Response letter to communicate that the agency will not approve the BLA in its current form and to inform the sponsor of changes the sponsor must make or additional clinical, nonclinical or manufacturing data the sponsor must provide before the FDA can approve the application, with no implication regarding the ultimate approvability of the application. If a Complete Response letter is issued, the sponsor may resubmit the BLA, addressing the deficiencies identified in the letter or withdraw the application. Even if the sponsor resubmits the BLA, there is no assurance of approval, and the FDA may determine that the resubmitted BLA still does not meet the regulatory standards for approval.

Before approving a BLA, the FDA will inspect the facilities at which the product is manufactured. The FDA will not approve the product unless the agency determines that the manufacturing processes and facilities are in compliance with cGMP and are adequate to assure consistent production of the product within required specifications. Additionally, before approving a BLA, the FDA may inspect one or more clinical sites to assure compliance with GCP. If it determines that the application, manufacturing process or manufacturing facilities are not acceptable, the FDA typically will outline the deficiencies and often will request additional testing or information. This may significantly delay further review of the application. If the FDA finds that a clinical site did not conduct the clinical trial in accordance with GCP, the FDA may determine that the data generated by the clinical site should be excluded from analyses provided in the BLA. Additionally, notwithstanding the submission of any requested additional information, the FDA ultimately may decide that the application does not satisfy the regulatory criteria for approval.

The testing and approval process for a biologic requires substantial time, effort and financial resources and this process may take several years to complete. The FDA may not grant approval on a timely basis, or at all. We may encounter difficulties or unanticipated costs in our efforts to secure necessary governmental approvals, which could delay or preclude us from marketing our products.

Even if a product candidate receives regulatory approval, the approval may be limited to specific disease states, patient populations and dosages, or might contain significant limitations on use in the form of warnings, precautions or contraindications, or in the form of a REMS, restrictions on distribution, or postmarketing study requirements. Further, even after regulatory approval is obtained, later discovery of previously unknown problems with a product may result in restrictions on the product or even complete withdrawal of the product from the market. In addition, we cannot predict what adverse regulations may arise from future governmental action.

Postmarketing Commitments. The FDA may require, or companies may pursue, additional clinical trials after a product is approved. These so-called Phase 4 clinical trials may be a condition to be satisfied for continuing drug approval. The results of Phase 4 clinical trials can, among other things, be intended to confirm the effectiveness of a product candidate that received Accelerated Approval, or to provide important safety information. In addition, the FDA has express statutory authority to require sponsors to conduct postmarket studies to specifically address safety issues identified by the agency.

Orphan Drug Exclusivity. The Orphan Drug Act provides incentives for the development of drugs and biological products intended to treat rare diseases or conditions, which generally are diseases or conditions affecting fewer than 200,000 individuals in the United States. If a sponsor submits a request for designation containing information showing, among other things, that a drug or biologic is intended to treat a rare disease or condition, the FDA may grant orphan drug designation to the product for that use. The

benefits of orphan drug designation include research and development tax credits and exemption from the application user fees. A drug or biologic that is approved for the orphan designated indication generally is granted seven years of orphan drug exclusivity. During that period, the FDA generally may not approve any other application for the same product (for biologics, that means a product with the same principal molecular structural features) for the same use, although there are exceptions, most notably when the later product is shown to be clinically superior to the product with exclusivity.

Post-Approval Requirements

If and when approved, any product candidates manufactured or distributed by us or on our behalf will be subject to continuing regulation by the FDA, including requirements for record-keeping, reporting of adverse experiences, submitting annual reports, and reporting biological product deviations. Also, post-approval modifications to a licensed biologic, such as changes in indications, labeling, or manufacturing processes or facilities, may require a sponsor to develop additional data or conduct additional preclinical studies or clinical trials, to be submitted in a new or supplemental BLA, which would require FDA review and approval prior to making the modification.

Good Manufacturing Practice. Manufacturers are required to register their facilities with the FDA and certain state agencies, and are subject to periodic inspections by the FDA and certain state agencies for compliance with cGMP, which relate to among other things organization of personnel, buildings and facilities, equipment, control of components and drug product containers and closures, production and process controls, packaging and labeling controls, holding and distribution, laboratory controls, quality control and quality assurance procedures, and records and reports. We cannot be certain that we or our present or future third-party manufacturers and suppliers will be able to comply with all cGMP and other applicable regulatory requirements. If we or our present or future suppliers are not able to comply with these requirements, the FDA may, among other things, halt our clinical trials, refuse to approve a BLA or other application, force us to recall a drug from distribution, shut down manufacturing operations or withdraw approval of a BLA. Noncompliance with cGMP or other applicable FDA requirements can also result in other sanctions, including issuance of warning letters, fines, civil and criminal penalties, seizures, operating restrictions, and injunctive action.

Advertising and Promotion. The FDA and other federal and state agencies regulate the labeling, marketing, advertising and promotion of biologics. A biologic cannot be commercially promoted before it is approved. After approval, promotion of a biologic must be consistent with the labeling approved by the FDA. Although doctors may prescribe a product approved by the FDA for any use based on their professional judgment, a company may not promote its approved product for uses not approved by the FDA. Under certain conditions, however, a company may engage in non-promotional, balanced communication regarding an unapproved use. Any claims that a company makes in advertising or promotion about a product's approved uses must be adequately substantiated and effectiveness claims must be appropriately balanced with safety information. Failure to comply with these and other requirements may result in, among other consequences, untitled or warning letters, corrective advertising requirements, injunctions, potential civil and criminal penalties, criminal prosecution, and agreements with governmental agencies that materially restrict the manner in which a company promotes or distributes its products. Government regulators other than FDA, including the Department of Justice and the Office of the Inspector General of the Department of Health and Human Services, as well as state authorities, have scrutinized the promotion and marketing of drugs and biologics.

Biologics Price Competition and Innovation Act of 2009

The Biologics Price Competition and Innovation Act of 2009, or BPCIA, amended the Public Health Service Act to create a new licensure framework for biosimilar products. The BPCIA sets criteria for determining that a product is biosimilar to an already-licensed biologic, or reference product, and establishes a process by which an abbreviated BLA for a biosimilar product is submitted, reviewed and approved. In certain circumstances, the BPCIA provides periods of exclusivity that protect a reference product from biosimilar competition. If applicable, the exclusivities prevent the FDA from accepting a biosimilar application for review until four years after the date of first licensure of the reference product, and from approving the biosimilar until 12 years after the reference product's approval. Additionally, the BPCIA establishes procedures by which the biosimilar applicant provides information about its application and product to the reference product sponsor, and by which information about potentially relevant patents is shared and litigation over patents may proceed in advance of approval. The BPCIA also provides a period of exclusivity for the first biosimilar to be determined by the FDA to be interchangeable with the reference product.

In addition, the BPCIA incorporates by reference many provisions of section 505A of the Federal Food, Drug, and Cosmetic Act, such that if a sponsor conducts pediatric studies for a biologic that fairly respond to a written request from FDA, the 12-year exclusivity period will be deemed to be 12 1/2 years, and the 4-year period will be deemed to be 4 1/2 years.

The contours of the BPCIA are still being defined by the FDA through a variety of means, including issuance of regulations, guidance documents and decisions the agency has made in the course of considering and approving specific biosimilar applications. The FDA's interpretation of the BPCIA, as well as court decisions in lawsuits regarding provisions of the BPCIA, may significantly affect the impact of the statute on both reference product and biosimilar sponsors. For example, the Supreme Court has held that, notwithstanding language in the statute that a biosimilar applicant "shall provide" certain information to the reference product sponsor, the information exchange is not mandatory.

Coverage and Reimbursement

In both domestic and foreign markets, sales of any product candidates for which we may receive regulatory approval will depend in part upon the availability of coverage and reimbursement from third-party payors. Such third-party payors include governmental healthcare programs, such as Medicare and Medicaid, private health insurers and managed care organizations and other entities. Coverage decisions may depend upon clinical and economic standards that disfavor new drug products when more established or lower cost therapeutic alternatives are already available or subsequently become available. Assuming coverage is granted, the reimbursement rates paid for covered products might not be adequate for us to sell on a profitable basis. Even if favorable coverage status and adequate reimbursement rates are attained, less favorable coverage policies and reimbursement rates may be implemented in the future. The marketability of any products for which we may receive regulatory approval for commercial sale may suffer if governmental healthcare programs and other third-party payors fail to provide coverage and adequate reimbursement to allow us to sell such products on a competitive and profitable basis. For example, under these circumstances, physicians may limit how much or under what circumstances they will prescribe or administer, and patients may decline to purchase, such products. This, in turn, could affect our ability to successfully commercialize our products and impact our profitability, results of operations, financial condition, and future success.

If we successfully commercialize any of our products, we may participate in the Medicaid Drug Rebate Program. Participation is required for federal funds to be available for our covered outpatient drugs under Medicaid and, if applicable, Medicare Part B. Under the Medicaid Drug Rebate Program, we would be required to pay a rebate to each state Medicaid program for our covered outpatient drugs that are dispensed to Medicaid beneficiaries and paid for by a state Medicaid program as a condition of having federal funds being made available to the states for our drugs under Medicaid and, if applicable, Part B of the Medicare program.

Federal law requires that any company that participates in the Medicaid Drug Rebate Program also participate in the Public Health Service's 340B drug pricing program in order for federal funds to be available for the manufacturer's drugs under Medicaid and Medicare Part B. The 340B drug pricing program requires participating manufacturers to agree to charge statutorily defined covered entities no more than the 340B "ceiling price" for the manufacturer's covered outpatient drugs. These 340B covered entities include a variety of community health clinics and other entities that receive health services grants from the Public Health Service, as well as hospitals that serve a disproportionate share of low-income patients.

In addition, in order to be eligible to have its products paid for with federal funds under the Medicaid and Medicare Part B programs and purchased by certain federal agencies and grantees, a manufacturer also must participate in the U.S. Department of Veterans Affairs, or VA, Federal Supply Schedule, or FSS, pricing program. Under this program, the manufacturer is obligated to make its innovator and single source products available for procurement on an FSS contract and charge a price to four federal agencies, the VA, the U.S. Department of Defense, or DoD, the Public Health Service and the U.S. Coast Guard, that is no higher than the statutory Federal Ceiling Price. Moreover, pursuant to regulations issued by the DoD Defense Health Agency to implement Section 703 of the National Defense Authorization Act for Fiscal Year 2008, manufacturers are required to provide rebates on utilization of their innovator and single source products that are dispensed to TRICARE beneficiaries by TRICARE network retail pharmacies. The requirements under the 340B, FSS, and TRICARE programs could reduce the revenue we may generate from any products that are commercialized in the future and could adversely affect our business and operating results.

The market for any product candidates for which we may receive regulatory approval will depend significantly on the degree to which these products are listed on third-party payors' drug formularies or lists of medications for which third-party payors provide coverage and reimbursement. The industry competition to be included on such formularies often leads to downward pricing pressures on pharmaceutical companies. Also, third-party payors may refuse to include a particular branded drug on their formularies or otherwise restrict patient access to a branded drug when a less costly generic equivalent or another alternative is available. In addition, because each third-party payor individually approves coverage and reimbursement levels, obtaining coverage and adequate reimbursement is a time-consuming and costly process. We may be required to provide scientific and clinical support for the use of any product to each third-party payor separately with no assurance that approval will be obtained, and we may need to conduct expensive pharmacoeconomic studies in order to demonstrate the cost-effectiveness of our products. We cannot be certain that our product candidates will be considered cost-effective by third-party payors. This process could delay the market acceptance of any product candidates for which we may receive approval and could have a negative effect on our future revenues and operating results.

In addition to FDA restrictions on marketing of pharmaceutical products, federal and state fraud and abuse laws restrict business practices in the pharmaceutical industry, and our marketing, sales, and distribution of any products for which we obtain marketing approval will be subject to scrutiny and enforcement under one or more federal or state health care fraud and abuse laws and regulations. These include the following fraud and abuse laws.

The federal Anti-Kickback Statute prohibits, among other things, knowingly and willfully offering, paying, soliciting or receiving remuneration to induce or in return for the referral of an individual for or purchasing, leasing, ordering or arranging for or recommending the purchase, lease or order of any item or service reimbursable under Medicare, Medicaid or other federal healthcare programs. The term “remuneration” has been broadly interpreted to include anything of value. The Anti-Kickback Statute has been interpreted to apply to arrangements between pharmaceutical manufacturers on one hand and prescribers, purchasers and formulary managers on the other. Although there are a number of statutory exemptions and regulatory safe harbors protecting some common activities from prosecution, the exemptions and safe harbors are drawn narrowly. Practices that involve remuneration that may be alleged to be intended to induce prescribing, purchases or recommendations may be subject to scrutiny if they do not qualify for an exemption or safe harbor. Moreover, there are no safe harbors for many common practices in the industry, including patient and product support programs, educational and research grants, and charitable donations. Several courts have interpreted the statute’s intent requirement to mean that if any one purpose of an arrangement involving remuneration is to induce referrals of federal healthcare covered business, the statute has been violated. Liability under the Anti-Kickback Statute may be established without proving actual knowledge of this statute or specific intent to violate it. In addition, the government may assert that a claim including items or services resulting from a violation of the federal Anti-Kickback Statute constitutes a false or fraudulent claim for purposes of the civil False Claims Act.

The federal civil False Claims Act imposes liability for, among other things, knowingly presenting, or causing to be presented, a false claim for payment of government funds or knowingly making, using or causing to be made or used a false record or statement material to a false or fraudulent claim, or for knowingly and improperly avoiding or decreasing an obligation to pay or transmit money to the government. Actions under the False Claims Act can be brought by the federal government or as a *qui tam* action by a private individual in the name of the government, who may share in any judgments or settlements. Many pharmaceutical and other healthcare companies have been investigated and have reached substantial financial settlements with the federal government under the civil False Claims Act for a variety of alleged improper marketing activities, including allegedly providing free product to customers with the expectation that the customers would bill federal programs for the product or causing false claims to be submitted because of the companies’ marketing of products for unapproved, and thus non-reimbursable, uses. More recently, federal enforcement agencies are and have been investigating certain pharmaceutical companies’ product and patient assistance programs, including manufacturer reimbursement support services, relationships with specialty pharmacies, and grants to independent charitable foundations. False Claims Act liability is potentially significant in the healthcare industry because the statute provides for treble damages and mandatory penalties in the tens of thousands of dollars. Conduct that results in a False Claims Act violation may also implicate various other federal criminal false claim and false statement statutes.

In addition, the federal Health Insurance Portability and Accountability Act of 1996 and its implementing regulations, or HIPAA, created federal criminal laws that prohibit knowingly and willfully executing a scheme to defraud any healthcare benefit program, including private third-party payors, and knowingly and willfully falsifying, concealing or covering up a material fact or making any materially false, fictitious or fraudulent statement in connection with the delivery of or payment for healthcare benefits, items or services.

Analogous state laws and regulations, such as state anti-kickback and false claims laws, which may apply to sales or marketing arrangements and claims involving healthcare items or services reimbursed by non-governmental third-party payors, including private insurers; state laws that require pharmaceutical companies to comply with the pharmaceutical industry’s voluntary compliance guidelines and the relevant compliance guidance promulgated by the federal government or otherwise restrict payments that may be made to healthcare providers; state laws that restrict the ability of manufacturers to offer co-pay support to patients for certain prescription drugs; state that require drug manufacturers to report information related to clinical trials, or information related to payments and other transfers of value to physicians and other healthcare providers or marketing expenditures; state laws and local ordinances that require identification or licensing of sales representatives. Foreign governments often have similar regulations, which we also will be subject to in those countries where we market and sell products.

The federal Physician Payments Sunshine Act, implemented as the Open Payments program, which requires manufacturers of drugs, devices, biologics and medical supplies for which payment is available under Medicare, Medicaid or the Children's Health Insurance Program (with certain exceptions) to report annually to the Centers for Medicare and Medicaid Services information related to direct or indirect payments and other transfers of value to physicians and certain ownership and investment interests held by physicians and their immediate family members. Beginning in 2022, applicable manufacturers also will be required to report information regarding payments and transfers of value provided to physician assistants, nurse practitioners, clinical nurse specialists, certified nurse anesthetists, and certified nurse-midwives.

In addition, to the fraud and abuse laws described above, our business activities likely will be subject to data protection laws and regulations. In the U.S., we may be subject to numerous federal and state laws and regulations governing data privacy and security of health information, and the collection, use, disclosure, and protection of health-related and other personal information, including state data breach notification laws, state health information privacy laws, state genetic privacy laws, and federal and state consumer protection and privacy laws (e.g., Section 5 of the Federal Trade Commission Act), and the California Consumer Privacy Act, or CCPA. Compliance with these laws is difficult, constantly evolving, and time consuming. These laws may differ from each other in significant ways, thus complicating compliance efforts. Many of the state laws enable a state attorney general to bring actions and provide private rights of action to consumers as enforcement mechanisms. There is also heightened sensitivity around certain types of health information, such as sensitive condition information or the health information of minors, which may be subject to additional protections. Failure to comply with data protection laws and regulations could result in government enforcement actions and create liability for us (which could include civil and/or criminal penalties), private litigation and/or adverse publicity. Federal regulators, state attorneys general, and plaintiffs' attorneys have been and will likely continue to be active in this space. We may also obtain health information from third parties (e.g., healthcare providers who prescribe our products) that are subject to privacy and security requirements under HIPAA. Although we are not directly subject to HIPAA, other than potentially with respect to providing certain employee benefits, we could potentially be subject to criminal penalties if we, our affiliates, or our agents knowingly obtain, use, or disclose individually identifiable health information maintained by a HIPAA-covered entity in a manner that is not authorized or permitted by HIPAA. HIPAA generally requires that healthcare providers and other covered entities obtain written authorizations from patients prior to disclosing protected health information of the patient (unless an exception to the authorization requirement applies). If authorization is required and the patient fails to execute an authorization, or the authorization fails to contain all required provisions, then we may not be allowed access to, and use of the patient's information and our research efforts could be impaired or delayed. Furthermore, use of protected health information that is provided to us pursuant to a valid patient authorization is subject to the limits set forth in the authorization (e.g., for use in research and in submissions to regulatory authorities for product approvals). In addition, HIPAA does not replace federal, state, international or other laws that may grant individuals even greater privacy protections.

Because of the breadth of these laws and the narrowness of available statutory exemptions and regulatory safe harbors, our marketing, sales, and distribution of any products for which we obtain marketing approval could be subject to challenge, investigation or legal action under one or more of such laws or regulations. If our operations are found to be in violation of any of the federal and state laws described above or any other governmental regulations that apply to us, we may be subject to criminal liability and imprisonment, and significant civil and administrative penalties, including, without limitation, damages, fines, exclusion from participation in government healthcare programs like Medicare and Medicaid, and the curtailment or restructuring of our operations, any of which could adversely affect our ability to operate our business and our results of operations. To the extent that any of our product candidates receive approval and are sold in a foreign country, we may be subject to similar foreign laws and regulations, which may include, for instance, applicable postmarketing requirements, including safety surveillance, anti-fraud and abuse laws, and implementation of corporate compliance programs and reporting of payments or transfers of value to healthcare professionals.

Healthcare Reform

In the United States and some foreign jurisdictions, there have been, and continue to be, a number of legislative and regulatory changes and proposed changes regarding the healthcare system that could prevent or delay marketing approval of our product candidates, restrict or regulate post-approval activities and affect our ability to profitably sell any product candidates for which we obtain marketing approval. Among policy makers and payors in the United States and elsewhere, there is significant interest in promoting changes in healthcare systems with the stated goals of containing healthcare costs, improving quality and expanding access. In the United States, the pharmaceutical industry has been a particular focus of these efforts and has been significantly affected by major legislative initiatives. In March 2010, President Obama signed into law the Affordable Care Act, which has substantially changed the way healthcare is financed by both governmental and private insurers, and significantly impacted the pharmaceutical

industry. Among the provisions of the Affordable Care Act of importance to our business, including, without limitation, our ability to commercialize, and the prices we may obtain for, any of our product candidates that are approved for sale, are the following:

- an annual, nondeductible fee on any entity that manufactures or imports branded prescription drugs and biologic agents, apportioned among these entities according to their sales of branded prescription drugs under certain government healthcare programs such as Medicare and Medicaid;
- increases in the statutory minimum rebates a manufacturer must pay as a condition to having covered drugs available for payment under the Medicare Part B and Medicaid programs;
- expansion of healthcare fraud and abuse laws, including the federal False Claims Act and the federal Anti-Kickback Statute, and the addition of new government investigative powers and enhanced penalties for non-compliance;
- extension of a manufacturer's Medicaid rebate liability to covered drugs dispensed to individuals who are enrolled in Medicaid managed care organizations;
- a Medicare Part D coverage gap discount program, under which a participating manufacturer must agree to offer 50% point-of-sale discounts off negotiated prices of applicable brand drugs to eligible beneficiaries during their coverage gap period, commonly known as the "donut hole," as a condition for the manufacturer's outpatient drugs to be covered under Medicare Part D. The Bipartisan Budget Act of 2018, among other things, amended the Medicare statute, effective January 1, 2019, to reduce the coverage gap further by raising the required manufacturer discount to 70% off the negotiated price for Medicare Part D beneficiaries in the coverage gap;
- expansion of eligibility criteria for Medicaid programs by, among other things, allowing states to offer Medicaid coverage to additional individuals and by adding new eligibility categories for certain individuals with income at or below 133% of the federal poverty level beginning in 2014;
- expansion of the entities eligible for discounts under the Public Health Service pharmaceutical pricing program;
- the requirements under the federal Open Payments program created as part of the Physician Payments Sunshine Act under Section 6002 of the Affordable Care Act and its implementing regulations, which requires manufacturers of drugs, devices, biologics and medical supplies for which payment is available under Medicare, Medicaid or the Children's Health Insurance Program (with certain exceptions) to report annually to the U.S. Department of Health and Human Services information related to "payments or other transfers of value" made to physicians (defined to include doctors, dentists, optometrists, podiatrists and chiropractors) and teaching hospitals. Applicable manufacturers and applicable group purchasing organizations must also report annually to the U.S. Department of Health and Human Services ownership and investment interests held by physicians (as defined above) and certain ownership and investment interests held by physicians and their immediate family members. Manufacturers are required to submit data reports by the 90th day of each calendar year. The U.S. Department of Health and Human Services discloses the information on a public website;
- a new requirement to annually report drug samples that manufacturers and distributors provide to physicians; and
- a new Patient-Centered Outcomes Research Institute to oversee, identify priorities in, and conduct comparative clinical effectiveness research, along with funding for such research.

The Affordable Care Act and certain of its provisions have been subject to judicial challenges, as well as efforts to repeal or replace them and to alter their implementation and related laws. For example, the Tax Cuts and Jobs Act enacted on December 22, 2017, or the Tax Act, eliminated the tax-based shared responsibility payment for individuals who fail to maintain minimum essential coverage under section 5000A of the Internal Revenue Code of 1986, commonly referred to as the "individual mandate," effective January 1, 2019. Additional legislative changes, regulatory changes, and judicial challenges related to the Affordable Care Act remain possible. It is unclear how the Affordable Care Act and its implementation, as well as efforts to repeal or replace, or invalidate, the Affordable Care Act, or portions thereof, will affect our business.

In addition, other legislative changes have been proposed and adopted since the Affordable Care Act was enacted. For example, beginning April 1, 2013, Medicare payments for all items and services, including prescription drugs and biologics, were reduced by, on average, 2% under the sequestration required by the Budget Control Act of 2011, as amended by the American Taxpayer Relief Act of 2012. Subsequent legislation has extended the reduction through 2029. The American Taxpayer Relief Act of 2012 also reduced Medicare payments to several types of health care providers and increased the statute of limitations period for the government to recover overpayments to providers from three to five years. It is possible that the Affordable Care Act, as currently enacted or as may be amended in the future, as well as other health care reform measures that may be adopted in the future, may result in additional reductions in Medicare and other healthcare funding, more rigorous coverage criteria, and new payment methodologies, as well as in additional downward pressure on coverage and payment and the price that we receive for any approved product, once commercialized. Any reduction in reimbursement from Medicare or other government programs may result in a similar reduction in payments from private payers.

Environmental and Safety Regulation

We are also subject to numerous federal, state and local laws relating to such matters as safe working conditions, manufacturing practices, environmental protection, fire hazard control, and disposal of hazardous or potentially hazardous substances. We may incur significant costs to comply with such laws and regulations now or in the future.

Employees

As of December 31, 2022, we had 38 full-time employees and 5 part-time employees. None of our employees are represented by labor unions or covered by collective bargaining agreements. We believe our relationship with our employees is good.

Financing Arrangements with Canadian Investors

Vaccinex Products

In November 2017, we entered into a license agreement with VX3, which was formed by a group of Canadian investors including our majority stockholder, FCMI Parent. VX3 was created for the purpose of funding our research and development activities for pepinemab, our most advanced product candidate. We entered into an exchange agreement on August 13, 2018 with VX3 and its partners, including FCMI Parent, that provided each VX3 partner with the right to exchange all, but not less than all, of its partnership interests in VX3 for shares of our common stock.

Under both the Vaccinex Products and VX3 exchange agreements we had the right, under certain circumstances, to require the exchange of all units held by the investors for shares of our common stock. During 2021, exchange transactions were effected whereby all remaining limited partnership interests in VX3, and Vaccinex Products were exchanged for shares of our common stock in accordance with the terms of the respective exchange agreement. Both Vaccinex Products and VX3 were dissolved as of September 3, 2021.

Corporate Information

We were incorporated under the laws of the State of Delaware in April 2001. Our website address is www.vaccinex.com. Our website and the information contained on, or that can be accessed through, the website will not be deemed to be incorporated by reference in, and are not considered part of, this Annual Report on Form 10-K.

Item 1A. Risk Factors.

We operate in rapidly changing business environments that present numerous risks, many of which are driven by factors we cannot control or predict. You should carefully consider the risks and uncertainties described below, together with the other information contained in this Annual Report on Form 10-K, including Management's Discussion and Analysis of Financial Condition and Results of Operations and the consolidated financial statements and related notes. We cannot assure you that any of the events discussed below will not occur. These events as well as additional risks and uncertainties we are unaware of, or currently believe are not material, could have a material and adverse impact on our business, results of operations, financial condition and cash flows.

Summary of Risk Factors

The following is a summary of the principal risks that could adversely affect our business, operations and financial results:

- **Risks Related to Our Financial Position and Capital Needs**
 - o We have incurred net losses since our inception and anticipate that we will continue to incur net losses for the foreseeable future.
 - o We currently have no product revenue and may never achieve or maintain profitability.
 - o We will require additional capital to finance our operations to continue as a going concern, which may not be available to us on acceptable terms, if at all. As a result, we may not complete the development and commercialization of our product candidates or develop new product candidates and have substantial doubt about our ability to continue as a going concern.
 - o We may not be able to pay our indebtedness when due.
 - o The COVID-19 pandemic has adversely impacted and may continue to adversely impact our business.
 - o Our ability to use net operating loss and credit carryforwards may be limited as a result of the effects of changes in tax laws and regulations.
- **Risks Related to Our Business and Industry**
 - o We may choose to discontinue our clinical trial evaluating pepinemab for the treatment of Huntington's Disease and, if we do continue to pursue trials for the treatment of Huntington's Disease, the development pathway is uncertain, which may make development more unpredictable or difficult than we currently expect.
 - o Our product candidates are in preclinical development or the early stages of clinical development. We cannot predict if we will meet safety and efficacy endpoints in clinical trials, if our preclinical studies and clinical trials will produce positive results, or if we will receive regulatory approval to commercialize and market any of our product candidates.
 - o We depend heavily on the success of our lead product candidate, pepinemab, and if we had to cease developing pepinemab, it would have material adverse effects on our business and future prospects.
 - o If we experience any continued delays in clinical testing or difficulties enrolling patients in clinical trials, it will delay any potential approvals of our product candidates.
 - o We may not successfully identify, develop or commercialize new product candidates or new applications of our existing product candidates.
 - o Our product candidates may have properties that could prevent their regulatory approval, limit their commercial scope, or result in significant negative consequences following any marketing approval.
 - o We may be required to suspend, repeat or terminate our clinical trials.
 - o We are subject to multiple manufacturing risks, any of which could substantially increase our costs and limit supply of our product candidates.
 - o The regulatory review processes are lengthy, time consuming and inherently unpredictable. Our inability to obtain regulatory approval for our product candidates would substantially harm our business.
 - o Even if our product candidates receive regulatory approval, they may still face future development and regulatory difficulties such as ongoing regulatory compliance and obligations.
 - o Our failure to obtain regulatory approval in international jurisdictions would prevent us from marketing our product candidates in those jurisdictions and hurt our prospects.
 - o Our product candidates may not achieve adequate market acceptance among physicians, patients, healthcare payors and others in the medical community necessary for commercial success.
 - o Our competitors may develop and market products or services which may diminish or eliminate the commercial success of any products or services we commercialize.
 - o We may not be able to achieve continued observable effects or the benefits or synergistic effects of pepinemab in combination with other immunotherapies that we have observed in preclinical studies of pepinemab in combination with the anti-CTLA-4 antibody ipilimumab.
 - o We may need to develop or obtain additional capabilities, or enter into arrangements with third parties, to commercialize any product candidates that obtain regulatory approval, and we may encounter unexpected costs or difficulties in doing so.
 - o Even if we commercialize a product candidate, it or any other product candidates that we develop may become subject to unfavorable pricing regulations, third-party coverage or reimbursement practices or healthcare reform initiatives, which could harm our business.

- o Current and future legislation may increase the difficulty and cost for commercialization of our product candidates and affect the prices we or our partners may obtain.
- o If we participate in the Medicaid drug rebate program or other governmental pricing programs, failure to comply with reporting and payment obligations under these programs could result in additional reimbursement requirements, penalties, sanctions and fines, which could have a material adverse effect on our business, financial condition, results of operations and growth prospects.
- o Product liability lawsuits against us could cause us to incur substantial liabilities and to limit commercialization of our product candidates.
- o Our relationships with customers and third-party payors will be subject to applicable anti-kickback, fraud and abuse, transparency and other healthcare laws and regulations, the violation of which could expose us to criminal sanctions, civil penalties, contractual damages, reputational harm, administrative burdens and diminished profits and future earnings.
- o Our internal computer systems, or those used by our CROs or other contractors or consultants, may fail or suffer security breaches.
- o Our employees may engage in misconduct or other improper activities which could have a material adverse effect on our business, which may result in penalties and liabilities under certain healthcare laws.
- o We depend on key personnel for our continued operations and future success and a loss of certain key personnel could significantly hinder our ability to move forward with our business plan.
- **Risks Related to our Dependence on Third Parties**
 - o We rely on third parties to conduct our preclinical studies and clinical trials. If these third parties do not successfully carry out their contractual duties or meet expected deadlines, we may not be able to obtain regulatory approval for or commercialize our product candidates in a timely or cost-effective manner.
 - o We depend on third-party manufacturers as well as on third parties for our supply chain. Any problems we experience with any of these third parties could delay the manufacturing of our product candidates, which could harm our results of operations.
 - o We may not succeed in establishing and maintaining additional collaborations, which could adversely affect our ability to develop and commercialize product candidates.
 - o Collaborations may require us to relinquish important rights to and control over the development of our product candidates or otherwise be subject to unfavorable terms.
- **Risks Related to Intellectual Property**
 - o If we are unable to obtain, maintain or protect intellectual property rights, both in the U.S. and throughout the world, we may not be able to compete effectively in our market or globally.
 - o Changes in patent law and legal precedent concerning patents could diminish the value of patents in general, thereby impairing our ability to protect our product candidates.
 - o We may become involved in lawsuits to protect or enforce our intellectual property rights and could have a materially adverse impact on the success of our business and financial condition.
 - o We may be involved in legal proceedings initiated by third parties regarding infringement, validity or scope of intellectual property rights, the outcome of which would be uncertain, and an adverse determination could have a materially adverse effect on the success of our business and financial condition.
 - o The terms of our patents may not be sufficient to effectively protect our drug candidates and business.
 - o If we do not obtain additional legislative protection extending the terms of our patents, if issued, relating to our drug candidates, our business may be materially harmed.
 - o If we fail to comply with our obligations in our license agreements, we could be required to pay monetary damages or could lose license rights that are important to our business.
 - o Our inability to protect our confidential information and trade secrets would harm our business.
- **Risks Related to Our Securities**
 - o We are currently not in compliance with the continued listing standards of the Nasdaq Capital Market, and if we are unable to regain compliance, our common stock will be delisted from the exchange.
 - o Certain members of our management, including the chief executive officer and chairman of our board, and their affiliates, own a significant percentage of our stock and will be able to exert significant control over matters subject to stockholder approval.
 - o We may sell additional equity or debt securities or enter into other arrangements to fund our operations, which may result in dilution to our stockholders and impose restrictions or limitations on our business.
 - o We are an “emerging growth company” as defined in the JOBS Act and will be able to avail ourselves of reduced disclosure requirements applicable to emerging growth companies, which could make our common stock less attractive to investors and adversely affect the market price of our common stock.
 - o Our disclosure controls and procedures may not prevent or detect all errors or acts of fraud.

For a more complete discussion of the material risks facing our business, see below.

Risks Related to Our Financial Position and Capital Needs

We have incurred net losses since our inception and anticipate that we will continue to incur net losses for the foreseeable future.

We are a clinical-stage biotechnology company with a limited operating history. Investment in biotechnology product development is highly speculative because it entails substantial upfront capital expenditures and significant risk that any potential product candidate will fail to demonstrate adequate efficacy or an acceptable safety profile, obtain regulatory approval or become commercially viable. We have not generated any revenue from product sales to date, and we continue to incur significant development and other expenses related to our ongoing operations. As a result, we are not and have never been profitable and have incurred losses in each period since our inception in 2001. For the years ended December 31, 2022, and 2021, we reported a net loss of \$19.8 million, \$22.4 million, respectively. As of December 31, 2022, and 2021, we had an accumulated deficit of \$319.7 million, and \$299.9 million, respectively.

We expect to continue to incur significant losses for the foreseeable future, and we expect these losses to increase as we continue our research and development of, and seek regulatory approvals for, our product candidates. We may also encounter unforeseen expenses, difficulties, complications, delays and other unknown factors that may adversely affect our business. The size of our future net losses will depend, in part, on the rate of future growth of our expenses and our ability to generate revenues, if any. Substantially all of our operating losses have resulted from costs incurred in connection with our research and development programs and from general and administrative expenses associated with our operations. Our prior losses and expected future losses have had and will continue to have an adverse effect on our stockholders' equity and working capital. Substantially all of our operating losses have resulted from costs incurred in connection with our research and development programs and from general and administrative expenses associated with our operations.

We currently have no product revenue and may never achieve or maintain profitability.

To date, we have not generated any revenue from our product candidates. Our ability to generate product revenue and become profitable depends on a number of factors, including, but not limited to, our ability to:

- successfully complete research and clinical development of current and future product candidates;
- timely commence, enroll, conduct and complete clinical trials;
- secure and maintain collaborations, licensing or other arrangements for the future development and/or commercialization of our product candidates, as well as the terms of those arrangements;
- complete and submit applications to, and obtain regulatory approval from, the FDA and foreign regulatory authorities;
- identify and develop additional product candidates;
- achieve market acceptance for our product candidates if and when they are approved;
- develop a commercial organization capable of sales, marketing and distribution in our core strategic markets, or enter into relationships with third parties to do the same;
- obtain coverage and adequate product reimbursement from third-party, including government, payors;
- establish, maintain and protect our intellectual property rights; and
- attract, hire and retain additional qualified personnel.

In addition, due to the numerous risks and uncertainties associated with product development, including that our product candidates may not advance through development or achieve the endpoints of applicable clinical trials, we are unable to predict the timing or amount of expenses, or when or if we will generate revenue and ultimately be able to achieve or maintain profitability. Even if we are able to complete the process described above, we anticipate incurring significant costs associated with commercializing these products.

Even if we are able to generate revenues from the sale of our products, we may not become profitable and may need to obtain additional funding to continue operations. If we fail to become profitable or are unable to sustain profitability on a continuing basis, then we may be unable to continue our operations at planned levels and be forced to reduce our operations.

We will require additional capital to finance our operations to continue as a going concern, which may not be available to us on acceptable terms, if at all. As a result, we may not complete the development and commercialization of our product candidates or develop new product candidates and have substantial doubt about our ability to continue as a going concern.

These consolidated financial statements have been prepared on a going concern basis, which implies the Company will continue to realize its assets and discharge its liabilities in the normal course of business. The Company has incurred significant losses and negative cash flows from operations since inception and expects to incur additional losses until such time that it can generate significant revenue from the commercialization of its product candidates. The Company had negative cash flow from operations of \$19.1 million and \$25.3 million for the years ended December 31, 2022 and 2021, respectively, and an accumulated deficit of \$319.7 million and \$299.9 million as of December 31, 2022 and 2021, respectively. These conditions raise substantial doubt about the Company's ability to continue as a going concern within one year after the date that the consolidated financial statements are issued. The consolidated financial statements do not include any adjustments relating to the recoverability and classification of recorded asset amounts or the amounts and classification of liabilities that might result from the outcome of this uncertainty.

To date, the Company has relied on equity and debt financing to fund its operations, in addition to capital contributions from noncontrolling interests and a limited amount of service revenue from collaboration agreements. In January 2020, and July 2020, we completed private placements of our common stock and received gross proceeds of \$7.5 million, and \$4.0 million, respectively and in September 2020 we received gross proceeds of \$2.0 million through an award from the Alzheimer's Drug Discovery Foundation ("ADDF"), in the form of an investment in our common stock. Additionally, on March 27, 2020, we announced that we had entered into an open market sale agreement (the "Open Market Sale Agreement" or "ATM") with Jefferies, LLC ("Jefferies") and filed a prospectus supplement pursuant to which we were able to issue and sell up to \$11.5 million of shares of our common stock from time to time. In September 2020, we filed a replacement prospectus supplement related to the Open Market Sale Agreement pursuant to which we may sell up to \$113.0 million of shares of our common stock through Jefferies. In 2022 and 2021, 3,189,411 and 5,937,900 shares, respectively, were sold through the Open Market Agreement for proceeds of \$3.6 million and \$31.9 million, respectively, net of commission.

In August 2020, we entered into a Securities Purchase Agreement (the "SPA"), with 3i, LP, ("3i") as collateral agent and purchaser (the "Convertible Debt Financing"). Pursuant to the SPA, on August 3, 2020, we issued a 7% Original Issue Discount Senior Secured Convertible Debenture ("Senior Secured Convertible Debenture" or "the Debenture"), in the principal amount of \$8.64 million for a purchase price of \$8.0 million, which reflects an original issue discount of approximately 8%. The Debenture accrued interest at 7% per year. As of August 3, 2021, the Company repaid in full the Debenture by making a payment of \$2,755,895 representing all principal and interest due at maturity. We also received \$575,000 in proceeds from our \$750,000 grant from the Alzheimer's Association under its 2020 Part the Cloud Program. The remainder of this award was funded in the first quarter of 2023.

On May 8, 2020, we received a loan for approximately \$1.1 million under the Small Business Administration's Paycheck Protection Program (the "PPP Loan"). However, the PPP Loan was only sufficient to fund our payroll and other eligible expenses for a limited period of time. On November 8, 2021 we were granted loan forgiveness of \$876,171 by the SBA. The remaining balance of the loan will be paid in monthly installments of \$6,333 through November 2025.

On January 31, 2022, the Company entered into a stock purchase agreement pursuant to which the Company issued and sold to certain investors 8,747,744 shares of its common stock at a purchase price of \$1.11 per share for aggregate gross proceeds of \$9.7 million (“the January 2022 Private Placement”). FCMI Parent Co., the Company’s majority stockholder, which is controlled by Albert D. Friedberg, the chairman of the Company’s board of directors, Friedberg Global-Macro Hedge Fund Ltd., which is also controlled by Albert D. Friedberg, Vaccinex (Rochester) L.L.C., which is majority owned and controlled by Dr. Maurice Zauderer, the Company’s President, Chief Executive Officer, and a member of its board of directors, and Benbow Estates, which is controlled by Jacob Frieberg, a member of the Company’s board of directors, purchased 5,495,493 shares of our common stock for aggregate purchase price of \$6.1 million, in the January 2022 Private Placement.

On November 18, 2022 and November 22, 2022, the Company entered into a stock purchase agreement and joinder thereto pursuant to which the Company issued and sold to certain investors 7,142,496 shares of common stock at a purchase price of \$0.5293 per share for aggregate gross proceeds of approximately \$3.8 million (the “November 2022 Private Placement”). Vaccinex (Rochester), L.L.C., which is majority owned and controlled by Maurice Zauderer, the Company’s President, Chief Executive Officer and a member of its board of directors; FCMI Parent Co., which is controlled by chairman of the Board Albert D. Friedberg; Gee Eff Services Limited, which is controlled by Jacob Frieberg, one of the Company’s directors; and Gerald E. Van Strydonck, another of the Company’s directors, purchased 5,526,165 shares of our common stock for aggregate purchase price of \$2,925,000 in the November 2022 Private Placement.

On March 30, 2023, the Company entered into a stock purchase agreement (the “Stock Purchase Agreement”) pursuant to which the Company issued and sold 4,975,608 shares of its common stock at a purchase price of \$0.41 per share for aggregate gross proceeds of \$2.04 million (“the March 2023 Private Placement”). Two of the investors in the March 2023 Private Placement were affiliated with directors or officers of the Company: FCMI Parent Co. (“FCMI”), which is controlled by Albert D. Friedberg, the chairman of the Company’s board of directors, and Vaccinex (Rochester) L.L.C., which is majority owned and controlled by Dr. Maurice Zauderer, the Company’s President, Chief Executive Officer, and a member of its board of directors. In addition, FCMI made a binding commitment in the Stock Purchase Agreement to purchase, on or prior to May 15, 2023, up to an additional \$2.96 million of shares of the Company’s common stock, less the aggregate purchase price of securities of the Company other than the shares sold by the Company to investors other than FCMI and its affiliates after the closing and on or prior to May 15, 2023, and subject to the terms and conditions of the Stock Purchase Agreement.

Even with the arrangements described above, we will need to complete additional financing transactions in order to continue operations. These arrangements may also not be sufficient in the near-term. Given, among other things, the current economic uncertainty associated with the COVID-19 pandemic, and our recent stock price performance, our arrangement with Jefferies and other financing strategies we may pursue may not be sufficient to fund our operations in the near term. There can be no assurances that we will be able to secure additional financing, or if available, that it will be sufficient to meet our needs or on favorable terms.

Circumstances may also cause us to consume capital even more rapidly than we currently anticipate. For example, as we move our lead product candidate through clinical trials and submit Investigational New Drug applications for new indications or other product candidates, we may have adverse results requiring us to alter our development plans and anticipate clinical trial design or find new product candidates.

Additional fundraising efforts may divert our management from our day-to-day activities, which may adversely affect our ability to develop and commercialize future product candidates. We cannot guarantee that future financing will be available in sufficient amounts or on terms acceptable to us, if at all. If we are unable to raise additional capital in sufficient amounts or on terms acceptable to us, we may have to significantly delay, scale back or discontinue our operations and the development or commercialization of one or more of our product candidates or the range of indications for which they are developed. If we raise additional funds through the issuance of additional debt or equity securities, it could result in dilution to our existing stockholders, and/or increased fixed payment obligations. Furthermore, these securities may have rights senior to those of our common stock and could contain covenants that would restrict our operations and potentially impair our competitiveness, such as limitations on our ability to incur additional debt, limitations on our ability to acquire, sell or license intellectual property rights and other operating restrictions that could adversely impact our ability to conduct our business. Any of these events could significantly harm our business, financial condition and prospects.

Our future capital requirements will depend on many factors, including, among others:

- the scope, rate of progress, results and costs of our clinical trials, preclinical studies and other research and development activities;
- the timing of, and the costs involved in, obtaining regulatory approvals for any of our current or future product candidates we may develop or in-license;
- the number and characteristics of product candidates that we develop or in-license, if any;

- the cost of filing, prosecuting, defending and enforcing any patent claims and other intellectual property rights;
- the effect of competing technological efforts and market developments;
- our ability to establish collaborative arrangements to the extent necessary;
- the economic and other terms, timing and success of any collaboration, licensing, distribution or other arrangements into which we may enter in the future;
- revenues received from any product candidates that are approved; and
- payments received under any current or future strategic partnerships.

If a lack of available capital prevents us from expanding our operations or otherwise capitalizing on our business opportunities, our business, financial condition and results of operations could be materially adversely affected. If we are unable to raise additional capital in sufficient amounts or on terms acceptable to us, we may have to significantly delay, scale back or discontinue our operations and the development of one or more of our product candidates or cease operations.

We may not be able to pay our indebtedness when due.

On May 8, 2020, we received the PPP Loan for approximately \$1.1 million under the Paycheck Protection Program. On November 8, 2021 we were granted loan forgiveness of \$876,171 by the SBA. The remaining balance of the loan will be paid in monthly installments of \$6,333 through November 2025. Our ability to make payments on our indebtedness depends on our future performance and capital raising activities, which are subject to economic, financial, competitive and other factors beyond our control.

Our business is not expected to generate cash flow from operations in the future sufficient to pay our debt at maturity, or earlier, if certain events of default occur. Accordingly, we expect to have to raise additional capital in the future, either through restructuring debt, or obtaining additional equity capital, or pursuing other alternatives, such as selling assets, restructuring debt or obtaining additional equity capital on terms that may be onerous or highly dilutive. Our ability to refinance our indebtedness will depend on the capital markets and our financial condition at such time. We may not be able to engage in any of these activities or engage in these activities on desirable terms, which could result in a default on our debt obligations.

The COVID-19 pandemic has adversely impacted and may continue to adversely impact our business in any number of ways, including our clinical development plans and our ability to raise capital.

Since December 2019, the COVID-19 pandemic has spread to multiple countries, including the United States, and has caused significant disruptions around the world. In order to mitigate the spread of COVID-19, governments have imposed unprecedented restrictions on business operations, travel, and gatherings, resulting in a global economic downturn and other adverse economic and societal impacts, which has had an adverse impact our strategic plans, certain of our clinical trial operations, and our ability to raise additional capital necessary to continue as a going concern. We had previously anticipated beginning enrollment in mid-2020 in our study of pepinemab in Alzheimer's Disease, but the initial enrollment date was delayed until the second half of 2021. In addition, to mitigate the impact of the COVID-19 pandemic including impacts on the Company's ability to raise capital and to maintain its personnel, the Company applied for and received the PPP Loan.

We may experience further disruptions as a result of the COVID-19 pandemic that could severely impact our business, including:

- interruption of key manufacturing, research and clinical development activities due to limitations on work and travel imposed or recommended by federal or state governments, employers and others;
- delays or difficulties in clinical trial site operations, including difficulties in recruiting clinical site investigators and clinical site staff and difficulties in enrolling patients or meeting protocol-specified procedures, including difficulties in adhering to protocol-mandated visits, treating patients, and testing in active trials;
- interruption of key business activities due to illness and/or quarantine of key individuals and delays associated with recruiting, hiring and training new temporary or permanent replacements for such key individuals, both internally and at our third-party service providers;
- delays in research and clinical trial sites receiving the supplies and materials needed to conduct preclinical studies and clinical trials, due to work stoppages, travel and shipping interruptions or restrictions or other reasons;
- further difficulties in raising additional capital needed to avoid furloughs and layoffs and pursue the development of our programs due to the slowing of our economy and near term and/or long-term negative effects of the pandemic on the financial, banking and capital markets, including as a result of ongoing impacts on our stock price;

- changes in local regulations as part of a response to the COVID-19 pandemic that may require us to change the ways in which research, including clinical development, is conducted, which may result in unexpected costs; and
- delays in necessary interactions with regulators, ethics committees and other important agencies and contractors due to limitations in employee resources, travel restrictions or forced furlough of government employees.

The COVID-19 pandemic and its impacts continue to rapidly evolve. The extent to which the COVID-19 pandemic will further impact our business will depend on future developments, which are highly uncertain and cannot be predicted with confidence, such as the ultimate geographic spread of the disease, the duration of the outbreak, travel restrictions, and social distancing in the United States and other countries, business closures or business disruptions, and the effectiveness of actions taken in the United States and other countries to contain and treat the virus and resolve its impacts.

Our ability to use net operating loss and credit carryforwards may be limited as a result of the effects of changes in tax laws and regulations.

We plan to use our current year operating losses to offset taxable income from any revenue generated from operations. To the extent that our taxable income exceeds any current year operating losses, we plan to use our net operating loss, or NOL, carryforwards to offset income that would otherwise be taxable. However, under Section 382 of the U.S. Internal Revenue Code of 1986, as amended, the amount of benefits from our NOL and credit carryforwards may be limited if we incur a cumulative ownership change of more than 50%, as interpreted by the U.S. Internal Revenue Service, over a three-year period. As a result, our use of federal NOL and credit carryforwards could be limited depending upon the timing and amount of additional equity securities that we issue. State NOL carryforwards may be similarly limited. As of December 31, 2022, we had federal NOLs of \$287.8 million that could be limited by our past and any future ownership change, which could have an adverse effect on our future results of operations. Similar limitations will apply to our ability to carry forward any unused tax credits to offset future taxable income. The Tax Cuts and Jobs Act of 2017, or the Tax Act, among other things, generally limited utilization of losses generated after 2017 to 80% of future annual taxable income. Any such limitations or disallowances may result in greater tax liabilities than we would incur in the absence of such a limitation and any increased liabilities could adversely affect our business, results of operations, financial condition and cash flow.

Risks Related to Our Business and Industry

We may choose not to continue to pursue our clinical trial evaluating pepinemab for the treatment of Huntington’s Disease and, if we do continue to pursue trials for the treatment of Huntington’s Disease, the development pathway is uncertain, which may make development more unpredictable or difficult than we currently expect.

In late September 2020, we received topline data from our Phase 2 SIGNAL trial evaluating pepinemab for the treatment of Huntington’s Disease. The trial did not meet its prespecified primary endpoints. Although the study results did provide clear and useful information for how to modify the study design for potential future success, the Company needs to evaluate the business opportunity and resources required in relation to other opportunities in Alzheimer’ disease and cancer. The Phase 2 SIGNAL trial evaluating pepinemab for the treatment of HD was our most advanced clinical trial and based on the Phase 2 results we may not continue to pursue clinical development for this indication. If we cease to pursue the HD indication, we may pursue clinical development of our other indications for pepinemab, which require significant additional development resources. Pursuing these other indications will take a significant amount of time and capital to pursue and may not ultimately be successful. This may require that we seek an early partnership or license selected assets to advance our business efforts.

Even if we continue to pursue trials for the treatment of HD, the development pathway for HD is relatively uncertain, which we believe is in part because there are currently no approved disease modifying products for the treatment of HD. Moreover, because we are also seeking to develop a treatment to prevent or delay progression of prodromal HD, we are focusing on a target population of individuals who have not yet reached the point of clinical diagnosis or those who have been diagnosed relatively recently. This may make it more difficult to document that our drug is effective in preventing HD because there are no clinical endpoints for preventative therapy that the FDA has historically accepted. However, the FDA has indicated that clinical and functional measures will be key endpoints for purposes of evaluating the results of our SIGNAL clinical trial. In addition, we are exploring biomarkers as potentially supportive endpoints that may play an important role in future studies in pre-manifest subjects. If we are to rely on biomarkers for any future pivotal study or studies, however, we anticipate needing to establish that these biomarkers, or others, have a clinically meaningful cognitive or behavioral effect on patients, and there is no certainty that we will be able to do so.

Our product candidates are in preclinical development or the early stages of clinical development. We cannot predict if we will meet safety and efficacy endpoints in clinical trials, if our preclinical studies and clinical trials will produce positive results, or if we will receive regulatory approval to commercialize and market any of our product candidates.

All of our product candidates are in early stages of development, and they will require extensive preclinical and clinical testing. We cannot predict with any certainty if or when we might submit a biologics license application, or BLA, for regulatory approval for

any of our product candidates or whether any such BLA will be accepted for review by the FDA, or whether any BLA will be approved.

Even if our clinical trials are completed as planned, we cannot be certain that their results will support our target indications. Success in preclinical testing and early clinical trials does not ensure that later clinical trials will be successful, and we cannot be sure that the results of later clinical trials will replicate the results of prior clinical trials. If our clinical trial results are not positive, we may terminate the clinical trials for a product candidate and abandon any further research or testing of that product candidate. Any delay in, or termination of, our clinical trials will delay and possibly preclude the submission of any BLAs to the FDA and, ultimately, our ability to obtain approval for and commercialize our product candidates and generate product revenues.

In addition, before obtaining marketing approval from regulatory authorities for the sale of our future product candidates, we or our collaborators must conduct extensive clinical trials to demonstrate the safety and efficacy of the product candidates in humans. Clinical testing is expensive, difficult to design and implement, can take many years to complete and is uncertain as to outcome. A failure of one or more clinical trials can occur at any stage of testing. A number of companies in the pharmaceutical and biotechnology industries have suffered significant setbacks in advanced clinical trials due to lack of efficacy or unacceptable safety profiles, notwithstanding promising results in earlier trials. Despite the results reported in our Phase 1 and Phase 2 clinical trials for pepinemab and in preclinical studies for pepinemab and our other product candidates, we do not know whether the clinical trials we or our collaborators may conduct will demonstrate adequate efficacy and safety to result in regulatory approval to market any of our product candidates in any particular jurisdiction or jurisdictions. If later-stage clinical trials do not produce favorable results, our or our collaborators' ability to achieve regulatory approval for any of our product candidates may be adversely impacted.

We depend heavily on the success of our lead product candidate, pepinemab, and if we had to cease developing pepinemab, it would have material adverse effects on our business and future prospects.

Pepinemab is our most advanced product candidate, and we are focused on developing it for NSCLC, HD, and AD. Additionally, third party investigators are studying pepinemab investigator-sponsored trials, or ISTs, is evaluating pepinemab in osteosarcoma and melanoma as well as in "window of opportunity" studies in other indications. We do not have control over how the ISTs are conducted or designed. These ISTs may identify adverse reactions associated with our product candidates. Any problems that arise in development of pepinemab for one indication, or in one trial, may have an adverse effect on the development of pepinemab for other indications and could cause us to cease development of pepinemab altogether. Similarly, as part of our SEMA4D antibody platform strategy, we intend to also develop pepinemab in additional neurodegenerative disease and cancer indications. Any adverse result or event that causes us to cease developing or limits our development of pepinemab would have adverse effects on our existing business, as well as our future prospects.

If we experience any continued delays in clinical testing, it will delay any potential approvals of our product candidates, our costs may increase, and our business may be harmed.

We do not know whether any of our clinical trials will begin as planned, will need to be restructured or will be completed on schedule, or at all. Our product development costs will increase if we experience delays in clinical testing. Significant clinical trial delays also could shorten any periods during which we may have the exclusive right to commercialize our product candidates or allow our competitors to bring products to market before we do, which would impair our ability to successfully commercialize our product candidates and may harm our business, results of operations and prospects. Numerous circumstances may result in a delay or failure in attaining successful completion of clinical development, including but not limited to:

- delays or failure in obtaining approval from institutional review boards, or IRBs, or ethics committees, or ECs, to begin clinical trials at study sites;
- imposition of a clinical hold by the FDA, or a decision by the FDA, other regulatory authorities, IRBs, ECs, or recommendation by a data safety monitoring board to suspend or terminate clinical trials at any time for safety issues or for any other reason;
- delays in reaching agreement on acceptable terms with prospective contract research organizations, or CROs, and clinical trial sites;
- deviations from the trial protocol by clinical trial sites and investigators, or failure to conduct the trial in accordance with regulatory requirements;
- failure of third parties, such as CROs, to satisfy their contractual duties or meet expected deadlines;
- delays in the testing, validation, manufacturing and delivery of the product candidates to the clinical sites;
- for clinical trials in selected patient populations, delays in identification and auditing of central or other laboratories and the development, transfer and validation of assays or tests to be used to identify selected patients;

- delays in enrolling and having patients complete participation in a trial or return for post-treatment follow-up;
- delays caused by patients dropping out of a trial due to side effects, disease progression or other reasons;
- withdrawal of clinical trial sites from our clinical trials as a result of changing standards of care or the ineligibility of a site to participate in our clinical trials; or
- changes in government regulations or administrative actions or lack of adequate funding to continue the clinical trials.

Any inability by us or our collaborators to timely complete clinical development could result in additional costs to us or impair our ability to generate product revenues or development, regulatory, commercialization and sales milestone payments, or royalties on product sales.

If we or our collaborators encounter any continued difficulties enrolling patients in clinical trials, the clinical trials could be delayed or otherwise adversely affected.

The timely completion of clinical trials largely depends on patient enrollment. Many factors affect patient enrollment, including:

- the nature and size of the patient population;
- the number and location of participating clinical sites;
- competition with other companies for clinical sites or patients;
- design of the trial protocol;
- ability to obtain informed consents from patients; and
- clinicians' and patients' perceptions as to the potential advantages of the drug being studied in relation to other available therapies, including any drugs that may already be approved for the indications we are investigating.

If we have difficulty enrolling a sufficient number of patients to conduct our clinical trials as planned, we may need to delay or terminate ongoing or planned clinical trials, either of which would have an adverse effect on our business.

We may not successfully identify, develop or commercialize new product candidates or new applications of our existing product candidates.

The success of our business depends primarily upon our ability to identify and validate new biotherapeutics and/or applications, including through the use of our SEMA4D antibody platform and our ActivMAB antibody discovery platform, and identify, develop and commercialize antibodies and product candidates, which we may develop ourselves or develop on behalf of or out-license to others. Our research efforts may initially show promise in discovering potential new targets or biotherapeutic product candidates, yet fail to result in product candidates for clinical development for a number of reasons, including:

- our research methodology may not successfully identify potential antibodies that can serve as biotherapeutic product candidates to the targets that we or our collaborators believe are medically important;
- we identify and select from our ActivMAB platforms novel, untested antibodies for the particular targets we are pursuing, which we may fail to validate after further research work;
- we may encounter product manufacturing difficulties that limit yield or produce undesirable characteristics that increase the cost of goods, cause delays or make the product candidates unmarketable;
- our product candidates may not demonstrate a meaningful benefit to patients; and
- our collaborators may change their development profiles or plans for potential product candidates or abandon a therapeutic area or the development of a partnered product.

If any of these events occur, we may be forced to abandon our development efforts for a program or programs, which would have a material adverse effect on our business, operating results and prospects and could potentially cause us to cease operations. Research programs to identify new product candidates require substantial technical, financial and human resources. We may focus our efforts and resources on potential programs or product candidates that ultimately prove to be unsuccessful.

Our product candidates may cause undesirable side effects or have other properties that could prevent their regulatory approval, limit the commercial scope of their approved uses, or result in significant negative consequences following any marketing approval.

Undesirable side effects caused by our product candidates could cause us or regulatory authorities to delay or halt clinical trials and could result in a more restrictive label or the delay or denial of regulatory approval by the FDA or other comparable foreign regulatory authorities. Results of our trials could reveal unacceptable side effects or unexpected characteristics. In such an event, we could suspend or terminate our clinical trials, or the FDA or comparable foreign regulatory authorities could order us to cease clinical trials or deny approval of our product candidates for any or all targeted indications. Drug-related side effects could affect patient recruitment or the ability of enrolled subjects to complete the trial or result in potential product liability claims. Any of these occurrences may harm our business, financial condition and prospects significantly.

Additionally, if one or more of our product candidates receives marketing approval, and we or others later identify undesirable side effects caused by any such products, a number of potentially significant negative consequences could result, including:

- we may suspend marketing of, or withdraw or recall, such product;
- regulatory authorities may withdraw approvals of such product;
- regulatory authorities may require additional warnings on the label or otherwise seek to limit the scope of the approved uses reflected in the label of such product;
- the FDA may require the use of or modification of a Risk Evaluation and Mitigation Strategy, or REMS, or a comparable foreign regulatory authority may require the establishment or modification of a similar strategy that may, for instance, restrict distribution of our products and impose other implementation requirements on us;
- regulatory authorities may require that we conduct post-marketing studies;
- we could be sued and held liable for harm caused to patients; and
- our reputation may suffer.

Any of these events could prevent us from achieving or maintaining market acceptance of the particular product candidate or otherwise materially harm the commercial prospects for the product candidate, if approved, and could significantly harm our business, results of operations and prospects.

We may be required to suspend, repeat or terminate our clinical trials if they are not conducted in accordance with regulatory requirements, the results are negative or inconclusive, the trials are not well designed, or a regulator may request or require additional trials.

The design and implementation of clinical trials is a complex process. We have limited experience designing and implementing clinical trials, and we may not successfully or cost-effectively design and implement clinical trials that achieve our desired clinical endpoints efficiently, or at all. Clinical trials must be conducted in accordance with the FDA's current Good Clinical Practices requirements, or analogous requirements of applicable foreign regulatory authorities. Clinical trials are subject to oversight by the FDA, other foreign governmental agencies, and IRBs or ECs at the study sites where the clinical trials are conducted. In addition, clinical trials must be conducted with product candidates produced in accordance with applicable current Good Manufacturing Practices, or cGMP. Clinical trials may be suspended by the FDA, other foreign regulatory authorities, or us, or by an IRB or EC with respect to a particular clinical trial site, for various reasons, including:

- deficiencies in the conduct of the clinical trials, including failure to conduct the clinical trial in accordance with regulatory requirements or study protocols;
- deficiencies in the clinical trial operations or trial sites;
- unforeseen adverse side effects or the emergence of undue risks to study subjects;
- deficiencies in the trial design necessary to demonstrate efficacy;
- the product candidate may not appear to offer benefits over current therapies; or
- the quality or stability of the product candidate may fall below acceptable standards.

We are subject to multiple manufacturing risks, any of which could substantially increase our costs and limit supply of our product candidates.

The process of manufacturing biologics, including our product candidates, is complex and subject to several risks, including:

- product loss during the manufacturing process, including loss caused by contamination, equipment failure or improper installation or operation of equipment, or vendor or operator error. Even minor deviations from normal manufacturing processes could result in reduced production yields, product defects and other supply disruptions. If microbial, viral or other contaminations are discovered in our products or in the manufacturing facilities in which our products are made, such manufacturing facilities may need to be closed for an extended period of time to investigate and remedy the contamination;
- the manufacturing facilities in which our product candidates are made could be adversely affected by equipment failures, labor and raw material shortages, natural disasters, power failures and numerous other factors; and
- any adverse developments affecting manufacturing operations for our product candidates may result in shipment delays, inventory shortages, lot failures, product withdrawals or recalls, or other interruptions in the supply of our products. We may also have to take inventory write-offs and incur other charges and expenses for products that fail to meet specifications, undertake costly remediation efforts or seek more costly manufacturing alternatives.

The regulatory review processes of the FDA and comparable foreign regulatory authorities are lengthy, time consuming and inherently unpredictable. Our inability to obtain regulatory approval, in the timelines we anticipate or at all, for our product candidates would substantially harm our business.

The time required to obtain approval by the FDA and comparable foreign regulatory authorities is difficult to predict but typically takes many years following the commencement of preclinical studies and clinical trials and depends upon numerous factors. In addition, approval policies, regulations, or the type and amount of clinical data necessary to gain approval vary among jurisdictions. We have not obtained regulatory approval for any product candidate, and it is possible that none of our existing product candidates or any future product candidates will ever obtain regulatory approval even if our preclinical studies or clinical trials initially appear to be successful.

Our product candidates could fail to receive approval from the FDA or comparable foreign regulatory authorities for many reasons, including:

- disagreement with the design or implementation of our clinical trials, including the endpoints used to assess effectiveness and/or safety;
- failure to demonstrate that a product candidate is safe and effective for its proposed indication;
- failure of clinical trials' endpoints to meet the level of statistical significance required for approval;
- failure to demonstrate that a product candidate's benefits outweigh its risks;
- disagreement with our interpretation of data from preclinical studies or clinical trials;
- the insufficiency of data collected from clinical trials of our product candidates to support a BLA or other submission or to obtain regulatory approval; or
- changes in the approval policies or regulations that render our preclinical and clinical data insufficient for approval.

The FDA or a comparable foreign regulatory authority may require more information, including additional preclinical or clinical data to support approval, which may delay or prevent approval and our commercialization plans, or we may decide to abandon the development program. If we were to obtain approval, regulatory authorities may approve any of our product candidates for fewer or more limited indications than we request, may grant approval contingent on the performance of costly post-marketing clinical trials, or may approve a product candidate with a label that does not include the labeling claims necessary or desirable for the successful commercialization of that product candidate. Regulatory authorities' assessment of the data and results required to demonstrate safety and efficacy can change over time and can be affected by many factors, such as the emergence of new information, including on other products, changing policies and agency funding, staffing and leadership.

Even if our product candidates receive regulatory approval, they may still face future development and regulatory difficulties such as ongoing regulatory compliance and obligations.

Even if we obtain regulatory approval for a product candidate, it will be subject to ongoing regulation by the FDA and comparable foreign, state and local regulatory authorities, including requirements governing the manufacture, quality control, further development, labeling, packaging, tracking, storage, distribution, safety surveillance, import, export, advertising, promotion, record

keeping and reporting of safety and other post-market information. The FDA and other applicable foreign regulatory authorities continue to closely monitor the safety and effectiveness profile of any product even after approval. If we receive an approval, we will be required to submit periodic reports to the FDA and notify it of adverse events of which we become aware. If the FDA or other applicable foreign regulatory authorities become aware of new safety information after approval of any of our product candidates, they may, among other measures, require labeling changes or establishment of a REMS or similar strategy, impose significant restrictions on a product's indicated uses or marketing, or impose ongoing requirements for potentially costly post-approval studies or post-market surveillance.

In addition, manufacturers of drug products and their facilities are subject to periodic inspections by the FDA and other regulatory authorities for compliance with cGMP. If we or a regulatory agency discover previously unknown problems with a product, such as adverse events, or problems with the facility where the product is manufactured, a regulatory agency may impose restrictions on that product, the manufacturing facility or us, including requiring recall or withdrawal of the product from the market or suspension of manufacturing. Our advertising and promotion of any product candidate that obtains approval for marketing also will be subject to ongoing scrutiny by the FDA and other regulatory authorities in the United States and applicable international jurisdictions.

If we or the manufacturing facilities for our product candidates fail to comply with applicable regulatory requirements, a regulatory agency may:

- issue warning letters or untitled letters;
- conduct inspections, audits, inquiries, or investigations of us or our facilities or of our collaborators or their facilities;
- mandate modifications to promotional materials or require us to provide corrective information to healthcare practitioners;
- impose a consent decree, which can include various fines, reimbursements for inspection costs, required due dates for specific actions and penalties for noncompliance;
- seek an injunction or impose civil or criminal penalties or monetary fines;
- suspend or withdraw regulatory approval;
- suspend any ongoing clinical trials;
- refuse to approve pending applications or supplements to applications;
- suspend or impose restrictions on operations, including costly new manufacturing requirements; or
- seize or detain products, refuse to permit the import or export of products, or require us to initiate a product recall.

The occurrence of any event or penalty described above may inhibit our ability to commercialize our products and generate revenue.

Advertising and promotion of any product candidate, even after it obtains approval in the United States, will be subject to scrutiny by the FDA. Violations of applicable requirements, including promotion of our product candidates prior to their approval, or promotion of our approved products for unapproved, or off-label, uses, may be subject to enforcement letters, inquiries and investigations, as well as civil and criminal sanctions. Additionally, comparable foreign regulatory authorities may scrutinize advertising and promotion of any product candidate both before and after it obtains approval in their respective jurisdictions.

In the United States, engaging in the impermissible promotion of our products for off-label uses can also subject us to false claims litigation under federal and state statutes, which can lead to administrative, civil and criminal penalties, damages, monetary fines, disgorgement, individual imprisonment, exclusion from participation in Medicare, Medicaid and other federal healthcare programs, curtailment or restructuring of our operations and agreements that materially restrict the manner in which a company promotes or distributes drug products. These false claims statutes include, but are not limited to, the federal civil False Claims Act, which imposes civil penalties against individuals and entities for, among other things, knowingly presenting or causing to be presented, false or fraudulent claims for payment of government funds. Actions under the False Claims Act can be brought by the federal government or as a qui tam action by private individuals in the name of the government, who may receive a share of any judgments or settlement amounts. These False Claims Act lawsuits against pharmaceutical and biopharmaceutical companies have increased significantly in number and scope, leading to substantial civil settlements regarding certain sales practices, including promoting off-label uses. This growth in litigation has increased the risk that a pharmaceutical or biopharmaceutical company will have to defend a false claim action, pay settlement fines or restitution, or agree to comply with burdensome reporting and compliance obligations in exchange for not being excluded from Medicare, Medicaid and other federal and state healthcare programs. If we do not lawfully promote our approved products, we may become subject to such litigation, which would have a material adverse effect on our business, financial condition and results of operations. Promotion prior to marketing approval or for off-label uses may also give rise to criminal prosecution in the European Union.

The FDA's and other applicable government agencies' policies may change, and additional laws or regulations may be enacted that could prevent, limit or delay regulatory approval, and thus the sale and promotion, of our product candidates. If we are slow or unable to adapt to changes in existing requirements or the adoption of new requirements or policies, or if we are not able to maintain regulatory compliance, we may face regulatory scrutiny, enforcement action or other consequences, including loss of any marketing approval that we may have obtained, any of which could adversely affect our business, prospects and ability to achieve or sustain profitability.

Our failure to obtain regulatory approval in international jurisdictions would prevent us from marketing our product candidates in those jurisdictions and hurt our prospects.

In order to market and sell our products in other jurisdictions, we must obtain separate marketing approvals for those jurisdictions and comply with their numerous and varying regulatory requirements. The approval procedure varies among countries and can involve additional testing. The time required to obtain approval may differ substantially from that required to obtain FDA approval. The regulatory approval process outside the United States generally includes all of the risks associated with obtaining FDA approval. In addition, in many countries outside the United States, we must secure product reimbursement approvals before regulatory authorities will approve the product for sale in that country. Obtaining foreign regulatory approvals and compliance with foreign regulatory requirements could result in significant delays, difficulties and costs for us and could delay or prevent the introduction of our products in certain countries. Further, clinical trials conducted in one country may not be accepted by regulatory authorities in other countries, and regulatory approval in one country does not ensure approval in any other country, while a failure or delay in obtaining regulatory approval in one country may have a negative effect on the regulatory approval process in others. Also, if regulatory approval for any of our product candidates is granted, it may be later withdrawn. If we fail to comply with the regulatory requirements in international markets and do not receive applicable marketing approvals, our target market will be reduced and our ability to realize the full market potential of our product candidates will be harmed and our business will be adversely affected. We may not obtain foreign regulatory approvals on a timely basis, if at all. Our failure to obtain approval of any of our product candidates by regulatory authorities in countries outside of the United States may significantly diminish the commercial prospects of that product candidate and our business prospects could decline.

Our product candidates may not achieve adequate market acceptance among physicians, patients, healthcare payors and others in the medical community necessary for commercial success.

Even if our product candidates receive regulatory approval, they may not gain adequate market acceptance among physicians, patients, healthcare payors and others in the medical community. Our commercial success also depends on coverage and adequate reimbursement and pricing of our product candidates by third-party payors, including government payors, which may be difficult or time-consuming to obtain, may be limited in scope and may not be obtained in all jurisdictions in which we may seek to market our products. The degree of market acceptance of any of our approved product candidates will depend on a number of factors, including:

- the efficacy and safety profile as demonstrated in clinical trials;
- the timing of market introduction of the product candidate as well as competitive products;
- the clinical indications for which the product candidate is approved;
- acceptance of the product candidate as a safe and effective treatment by physicians, clinics and patients;
- the potential and perceived advantages of the product candidates, including relative to alternative treatments;
- the cost of treatment, including in relation to alternative treatments;
- the availability of coverage and adequate reimbursement and pricing by third-party payors, including government payors, and the willingness of patients to pay out-of-pocket in the absence of coverage by third-party payors;
- convenience and ease of administration, including relative to alternative treatments;
- the frequency and severity of adverse events;
- the strength and effectiveness of our sales and marketing efforts; and
- any unfavorable publicity relating to the product candidate.

Our competitors may develop and market products or services that are less expensive, more effective, safer, otherwise regarded as preferable to, or that reach the market sooner, than our product candidates, which may diminish or eliminate the commercial success of any products or services we commercialize.

The biotechnology industry is intensely competitive and subject to rapid and significant technological change. Our current product candidates may face competition from major pharmaceutical companies, specialty pharmaceutical companies and

biotechnology companies worldwide that have marketed drugs or are advancing product candidates to treat the same indications that we plan to treat or, in the case of competition or potential competition with our ActivMAB antibody discovery platform, that have marketed antibody discovery platforms or are advancing approaches that are an alternative to our ActivMAB platform. Many of our competitors have significantly greater financial, technical and human resources. Smaller or early-stage companies may also prove to be significant competitors, particularly through collaborative arrangements with large and established companies.

Our competitors may obtain FDA or other regulatory approval of their product candidates more rapidly than we may or may obtain patent protection or other intellectual property rights that limit our ability to develop or commercialize our product candidates or platform technologies. Our competitors may also develop drugs or antibody discovery platforms that are more effective, more convenient, more widely used or less costly or, in the case of drugs, have a better safety profile than our platforms or product candidates. These competitors may also be more successful than us in manufacturing and marketing their products and have significantly greater financial resources and expertise in research and development.

Our competitors will also compete with us in recruiting and retaining qualified scientific and management personnel, establishing clinical trial sites and patient registration for clinical trials, as well as in acquiring technologies complementary to, or necessary for, our programs.

We believe that our ability to successfully compete will depend on, among other things:

- the efficacy and safety profile of our product candidates, including relative to marketed products and product candidates in development by third parties;
- the success, or perceived success, of our platform technologies;
- the time it takes for our product candidates to complete clinical development and receive marketing approval;
- the ability to commercialize any of our product candidates that receive regulatory approval;
- the price of our drug products, including in comparison to branded or generic competitors;
- the price of our services, including with respect to the terms on which we are willing to collaborate, including in comparison to other antibody discovery approaches or platform technologies;
- whether coverage and adequate levels of reimbursement are available from private and governmental payors, including Medicare;
- the ability to establish, maintain and protect intellectual property rights related to our product candidates or platform technologies;
- the ability to manufacture commercial quantities of any of our product candidates that receive regulatory approval; and
- acceptance of any of our product candidates that receive regulatory approval by physicians and other healthcare providers or by patients.

If we do not compete successfully, we may not generate or derive sufficient revenue from any product candidate for which we obtain marketing approval and may not become or remain profitable.

We may not be able to achieve continued observable effects or the benefits or synergistic effects of pepinemab in combination with other immunotherapies that we have observed in preclinical studies of pepinemab in combination with the anti-CTLA-4 antibody ipilimumab.

Based on our preclinical research, we believe that the combination of pepinemab with immunotherapeutic drugs, such as immune checkpoint inhibitors, could prove beneficial because pepinemab promotes infiltration of immune cells into a tumor. As such, we believe pepinemab could enhance the activity of other agents that increases peripheral immune responses. Most of the preclinical studies with respect to the combination of pepinemab with immunotherapies have involved the anti-CTLA-4 antibody ipilimumab. The results of these studies showed that pepinemab in combination with the CTLA-4 checkpoint inhibitor can greatly enhance the immune response to tumors by amplifying the benefits of this checkpoint inhibitor. However, while we have performed research with respect to pepinemab in combination with other immunotherapies, it is not clear that such combinations will have the same benefits or synergies demonstrated in animal models by the preclinical studies of pepinemab in combination with anti-CTLA-4 antibodies. Accordingly, we may not be able generate adequate data to demonstrate the efficacy and safety in clinical trials of pepinemab in combination with other immunotherapies, which could result in significant setbacks in clinical trials and changes to our development plans. If future clinical trials do not produce favorable results, our ability to achieve regulatory approval for pepinemab may be adversely impacted.

We may need to develop or obtain additional capabilities, or enter into arrangements with third parties, to commercialize any product candidates that obtain regulatory approval, and we may encounter unexpected costs or difficulties in doing so.

We will need to obtain additional capabilities and effectively manage our operations and facilities to successfully pursue and complete future research, development and commercialization efforts. Currently, we have no experience in preparing applications for marketing approval, commercial-scale manufacturing, managing of large-scale information technology systems or managing a large-scale distribution system. We will need to enter into arrangements with third parties or add personnel and expand our capabilities, which may strain our existing managerial, operational, regulatory compliance, financial and other resources. There can be no assurance that we will be able to enter into third-party commercialization or distribution arrangements on advantageous terms or at all. To the extent that we do enter into such arrangements, we will be dependent on our marketing and distribution partners. In entering into third-party marketing or distribution arrangements, we expect to incur significant additional expense. If we are unable to enter into such arrangements on acceptable terms or at all, we may not be able to successfully commercialize any of our product candidates that receive regulatory approval. Depending on the nature of the third-party relationship, we may have little control over such third parties, and any of these third parties may fail to devote the necessary resources and attention to sell, market and distribute our products effectively and/or in compliance with applicable legal and regulatory requirements. If we are not successful in commercializing our product candidates, either on our own or through collaborations with one or more third parties, our future product revenue will suffer, and we may incur significant additional losses.

We plan to conduct process development activities to support late-stage development and commercialization activities and seek approval of our product candidates. Should we not receive timely approval of our production process, our ability to produce the products following regulatory approval for sale could be delayed, which would further delay the period of time when we would be able to generate revenues from the sale of such products if we are even able to generate revenues at all.

Even if we commercialize a product candidate, it or any other product candidates that we develop may become subject to unfavorable pricing regulations, third-party coverage or reimbursement practices or healthcare reform initiatives, which could harm our business.

Our ability to commercialize any product candidates successfully will depend in part on the extent to which coverage and adequate reimbursement for our product candidates will be available from government health administration authorities, private health insurers and other organizations. The laws that govern marketing approvals, pricing and reimbursement for new drug products vary widely from country to country. We cannot be sure that coverage and reimbursement will be available for any product that we commercialize and, if reimbursement is available, what the level of reimbursement will be. Coverage and reimbursement may impact the demand for, or the price of, any product candidate for which we obtain marketing approval. If coverage and reimbursement are not available or reimbursement is available only to limited levels, we may not successfully commercialize any product candidate for which we obtain marketing approval.

If we successfully commercialize any of our product candidates, we may participate in the Medicaid Drug Rebate Program. Participation is required for federal funds to be available for our covered outpatient drugs under Medicaid and, if applicable, Medicare Part B. Under the Medicaid Drug Rebate Program, we would be required to pay a rebate to each state Medicaid program for our covered outpatient drugs that are dispensed to Medicaid beneficiaries and paid for by a state Medicaid program as a condition of having federal funds being made available to the states for our drugs under Medicaid and, if applicable, Part B of the Medicare program.

Federal law requires that any company that participates in the Medicaid Drug Rebate Program also participate in the Public Health Service's 340B drug pricing program in order for federal funds to be available for the manufacturer's drugs under Medicaid and Medicare Part B. The 340B drug pricing program requires participating manufacturers to agree to charge statutorily defined covered entities no more than the 340B "ceiling price" for the manufacturer's covered outpatient drugs. These 340B covered entities include a variety of community health clinics and other entities that receive health services grants from the Public Health Service, as well as hospitals that serve a disproportionate share of low-income patients.

In addition, in order to be eligible to have its products paid for with federal funds under the Medicaid and Medicare Part B programs and purchased by certain federal agencies and grantees, a manufacturer also must participate in the U.S. Department of Veterans Affairs, or the VA, Federal Supply Schedule, or FSS, pricing program. Under this program, the manufacturer is obligated to make its innovator and single source products available for procurement on an FSS contract and charge a price to four federal agencies, U.S. Department of Defense, or DoD, the Public Health Service and U.S. Coast Guard, that is no higher than the statutory Federal Ceiling Price. Moreover, pursuant to regulations issued by the DoD Defense Health Agency to implement Section 703 of the National Defense Authorization Act for Fiscal Year 2008, manufacturers are required to provide rebates on utilization of their innovator and single source products that are dispensed to TRICARE beneficiaries by TRICARE network retail pharmacies. The requirements under the 340B, FSS, and TRICARE programs could reduce the revenue we may generate from any products that are commercialized in the future and could adversely affect our business and operating results.

Current and future legislation may increase the difficulty and cost for commercialization of our product candidates and affect the prices we or our partners may obtain.

The United States and many foreign jurisdictions have enacted or proposed legislative and regulatory changes affecting the healthcare system that could prevent or delay marketing approval of our product candidates, restrict or regulate post-approval activities and affect our ability to profitably sell any product candidate for which we obtain marketing approval.

In the United States, Medicare covers drug purchases by eligible beneficiaries through Medicare Part D and reimburses such purchases based on average sales prices for physician-administered drugs under Medicare Part B. Medicare cost reduction efforts, among other initiatives, could decrease the coverage and reimbursement rate that we receive for any of our approved products. While Medicare's practices apply only to drug benefits for its beneficiaries, private payors often follow Medicare coverage policy and payment limitations in setting their own reimbursement rates. Therefore, any reduction in reimbursement that results from Medicare may result in a similar reduction in payments from private payors.

The Affordable Care Act significantly changed the way healthcare is financed by both governmental and private insurers. The Affordable Care Act and certain of its provisions have been subject to judicial challenges as well as efforts to repeal or replace them or to alter their interpretation and implementation. For example, the Tax Act included a provision that repealed the tax-based shared responsibility payment imposed by the Affordable Care Act on certain individuals who fail to maintain qualifying health coverage for all or part of a year that is commonly referred to as the "individual mandate." Additionally, Congress has repealed certain Affordable Care Act-mandated fees, including the tax on certain high-cost employer-sponsored insurance plans, the annual fee imposed on certain health insurance providers based on market share, and the medical device excise tax on non-exempt medical devices. The Bipartisan Budget Act of 2018, among other things, amended the Medicare statute, effective January 1, 2019, to increase the required manufacturer discount to 70% off the negotiated price for Medicare Part D beneficiaries in the coverage gap, commonly referred to as the "donut hole." Additional legislative changes to, regulatory changes, and judicial challenges related to the Affordable Care Act remain possible, but the nature and extent of such potential changes or challenges are uncertain at this time. We continue to evaluate the effect that the Affordable Care Act, as currently enacted or as it may be amended in the future, has on our business.

In addition, other legislative changes have been proposed and adopted since the Affordable Care Act was enacted. For example, the Congressional Joint Select Committee on Deficit Reduction did not achieve a targeted deficit reduction, which triggered automatic reduction to several government programs. In concert with subsequent legislation, this includes aggregate reductions to Medicare payments to providers of, on average, 2% per fiscal year through 2029 unless Congress takes additional action. Additionally, there has been increasing legislative and enforcement interest in the United States with respect to specialty drug pricing practices. Specifically, there have been U.S. congressional inquiries and proposed bills designed to, among other things, bring more transparency to drug pricing, reduce the cost of prescription drugs under Medicare, review manufacturer patient programs and reform government program reimbursement methodologies for drugs. At the state level, legislatures are increasingly passing legislation and implementing regulations designed to control pharmaceutical and biological product pricing, including price or patient reimbursement constraints, discounts, restrictions on certain product access and marketing cost disclosure, and transparency measures.

We expect that the healthcare reform measures that have been adopted and may be adopted in the future may result in additional reductions in Medicare and other health care funding, more rigorous coverage criteria, new payment methodologies and additional downward pressure on coverage, payment and the price that we receive for any approved product and could seriously harm our future revenues. Any reduction in reimbursement from Medicare or other government programs may result in a similar reduction in payments from private payors. The implementation of cost containment measures or other healthcare reforms may prevent us from being able to generate revenue, attain profitability or commercialize our products.

If we are able to successfully commercialize any of our product candidates and if we participate in the Medicaid drug rebate program or other governmental pricing programs, failure to comply with reporting and payment obligations under these programs could result in additional reimbursement requirements, penalties, sanctions and fines, which could have a material adverse effect on our business, financial condition, results of operations and growth prospects.

The Medicaid Drug Rebate Program and other governmental pricing programs require participating manufacturers to report pricing data to various government agencies. Pricing calculations vary among products and programs and include average manufacturer price and best price for the Medicaid Drug Rebate Program, average sales price for certain categories of drugs that are paid under Part B of the Medicare program, and non-federal average manufacturer price for the VA FSS pricing program. If we successfully commercialize any of our products and participate in such governmental pricing programs, we will be liable for errors associated with our submission of pricing data. That liability could be significant. For example, if we are found to have knowingly submitted false average manufacturer price, average sales price, best price, or non-federal average manufacturer price information to the government, or fail to timely submit such information, we may be liable for significant civil monetary penalties. The foregoing also could be grounds for other sanctions, such as termination from the Medicaid Drug Rebate Program.

Product liability lawsuits against us could cause us to incur substantial liabilities and to limit commercialization of our product candidates.

We face an inherent risk of product liability exposure related to the testing of our product candidates in human trials and may face greater risk if we commercialize any products that we develop. Product liability claims may be brought against us by subjects enrolled in our trials, patients, healthcare providers or others using, administering or selling our products. If we cannot successfully defend ourselves against such claims, we could incur substantial liabilities. Regardless of merit or eventual outcome, liability claims may result in:

- decreased demand for our products;
- termination of clinical trial sites or entire trial programs;
- injury to our reputation and significant negative media attention;
- withdrawal of trial participants;
- significant costs to defend the related litigation;
- substantial monetary awards to trial subjects or patients;
- diversion of management and scientific resources from our business operations; and
- the inability to commercialize any products that we may develop.

While we currently hold trial liability insurance coverage consistent with industry standards, the amount of coverage may not adequately cover all liabilities that we may incur. We may not be able to maintain insurance coverage at a reasonable cost or in an amount adequate to satisfy any liability that may arise. We intend to expand our insurance coverage for products to include the sale of commercial products if we obtain marketing approval for our product candidates, but we may be unable to obtain commercially reasonable product liability insurance. A successful product liability claim or series of claims brought against us, particularly if judgments exceed our insurance coverage, could decrease our cash and adversely affect our business and financial condition.

Our relationships with customers and third-party payors will be subject to applicable anti-kickback, fraud and abuse, transparency and other healthcare laws and regulations, the violation of which could expose us to criminal sanctions, civil penalties, contractual damages, reputational harm, administrative burdens and diminished profits and future earnings.

Healthcare providers, physicians and third-party payors will play a primary role in the recommendation and prescription of any product candidates for which we obtain marketing approval. Our arrangements and interactions with third-party payors, patients and customers may expose us to broadly applicable fraud and abuse and other healthcare laws and regulations that may constrain the business or financial arrangements and relationships through which we market, sell and distribute any products for which we obtain marketing approval. Restrictions under applicable federal and state healthcare laws and regulations, include, but are not limited to, the following:

- the federal Anti-Kickback Statute prohibits persons from, among other things, knowingly and willfully soliciting, offering, receiving or providing remuneration, directly or indirectly, in cash or in kind, to induce or reward, or in return for, the referral of an individual for the furnishing or arranging for the furnishing, or the purchase, lease or order, or arranging for or recommending purchase, lease or order, or any good or service for which payment may be made under a federal healthcare program such as Medicare and Medicaid;
- the federal civil False Claims Act imposes liability, including through civil whistleblower or qui tam actions, against individuals or entities for knowingly presenting, or causing to be presented claims for payment of government funds that are false or fraudulent or making a false statement to avoid, decrease or conceal an obligation to pay money to the federal government;
- HIPAA's fraud provisions impose criminal liability for knowingly and willfully executing a scheme to defraud any healthcare benefit program, knowingly and willfully embezzling or stealing from a healthcare benefit program, willfully obstructing a criminal investigation of a health care offense, or knowingly and willfully making false statements relating to healthcare matters;
- HIPAA also imposes obligations on certain covered entity health care providers, health plans and health care clearinghouses as well as their business associates that perform certain services involving the use or disclosure of individually identifiable health information, including mandatory contractual terms, with respect to safeguarding the privacy, security and transmission of individually identifiable health information;

- the federal Physician Payment Sunshine Act, implemented as the Open Payments Program, which requires manufacturers of drugs, devices, biologics, and medical supplies for which payment is available under Medicare, Medicaid or the Children’s Health Insurance Program (with certain exceptions) to report annually to CMS information related to direct or indirect payments and other transfers of value to physicians and teaching hospitals, as well as certain ownership and investment interests held in the company by physicians and their immediate family members. Beginning in 2022, applicable manufacturers also will be required to report information regarding payments and transfers of value provided to physician assistants, nurse practitioners, clinical nurse specialists, certified nurse anesthetists, and certified nurse-midwives; and
- analogous state and foreign laws and regulations, such as state anti-kickback and false claims laws, which may apply to items or services reimbursed by non-governmental third-party payors, including private insurers; state and foreign laws that require pharmaceutical companies to comply with the pharmaceutical industry’s voluntary compliance guidelines and the relevant compliance guidance promulgated by the federal government or otherwise restrict payments that may be made to healthcare providers in those jurisdictions; state and foreign laws that require drug manufacturers to report information related to payments and other transfers of value to physicians and other healthcare providers or marketing expenditures; some states also prohibit certain marketing-related activities including the provision of gifts, meals, or other items to certain health care providers, and others restrict the ability of manufacturers to offer co-pay support to patients for certain prescription drugs; other states and cities require identification or licensing of sales representatives; and state and foreign laws that govern the privacy and security of health information in certain circumstances, many of which differ from each other in significant ways and often are not preempted by HIPAA, thus complicating compliance efforts.

Further information about these laws is provided above in the “Government Regulation” section under the heading “United States Government Regulation—Federal and State Fraud and Abuse and Data Privacy and Security Laws and Regulations.” Efforts to ensure that our business arrangements with third parties will comply with applicable healthcare laws and regulations will involve substantial costs. Although compliance programs can help mitigate the risk of investigations and prosecution for violations of these laws, the risks cannot be eliminated entirely. It is possible that governmental authorities will conclude that our business practices may not comply with current or future statutes, regulations or case law interpreting applicable fraud and abuse or other healthcare laws and regulations. If our operations are found to be in violation of any of these laws or any other governmental regulations that may apply to us, we may be subject to significant civil, criminal and administrative penalties, damages, fines, imprisonment, exclusion from government funded healthcare programs, such as Medicare and Medicaid, and the curtailment or restructuring of our operations. Defending against actions or investigations for violations of these laws and regulations, even if ultimately successful, will incur significant legal expenses and divert management’s attention from the operation of our business.

Our internal computer systems, or those used by our CROs or other contractors or consultants, may fail or suffer security breaches, which may result in penalties and liabilities under certain healthcare laws.

Despite the implementation of cybersecurity measures that we believe provides adequate safeguards, our information technology and Internet based systems, including those of our current and future CROs and other contractors and consultants, are vulnerable to damage, interruption, or failure from computer viruses, unauthorized access, intrusion, and other cybersecurity incidents. As the majority of our workforce works remotely due to the ongoing Covid-19 pandemic, we face heightened risks related to remote work, including strain on our information technology systems. Our information technology and Internet based systems have been in the past, and may be in the future, subject to attempts to gain unauthorized access, breach, malfeasance or other system disruptions, none of which have been material to us to date. In some cases, it is difficult to anticipate or to detect immediately such incidents and the damage caused thereby. Such incidents could result in the exposure of sensitive data including the loss of trade secrets, intellectual property, personal identifiable or sensitive information of employees, customers, partners, clinical trial patients, and others, leading to a material disruption of our development programs and our business operations. For example, the loss of clinical trial data from completed or future clinical trials could result in delays in our regulatory approval efforts and significantly increase our costs to recover or reproduce the data. Likewise, we partially rely on our third-party research institution collaborators for research and development of our drug candidates and other third parties for the manufacture of our drug candidates and to conduct clinical trials, and similar cybersecurity incidents relating to their computer systems could also have a material adverse effect on our business. Certain data security breaches must be reported to affected individuals and the government, and in some cases to the media, under provisions of HIPAA, other U.S. federal and state law, and requirements of non-U.S. jurisdictions, and financial penalties may also apply. To the extent that any disruption or security breach were to result in a loss of, or damage to, our data or applications, or inappropriate disclosure of confidential or proprietary information, we could incur liability and the further development and commercialization of our drug candidates could be delayed.

Our employees may engage in misconduct or other improper activities, including noncompliance with regulatory standards and requirements, which could have a material adverse effect on our business.

We are exposed to the risk of employee fraud or other misconduct. Misconduct by employees could include intentional failures to comply with FDA regulations or similar regulations of comparable foreign regulatory authorities, provide accurate information to the FDA or comparable foreign regulatory authorities, comply with manufacturing standards we have established, comply with federal and state healthcare fraud and abuse laws and regulations and similar laws and regulations established and enforced by comparable foreign regulatory authorities, report financial information or data accurately or disclose unauthorized activities to us. In particular, sales, marketing and business arrangements in the healthcare industry are subject to extensive laws and regulations intended to prevent fraud, kickbacks, self-dealing and other abusive practices. These laws and regulations may restrict or prohibit a wide range of pricing, discounting, marketing and promotion, sales commission, customer incentive programs and other business arrangements. Employee misconduct could also involve the improper use of information obtained in the course of clinical trials, which could result in regulatory sanctions and serious harm to our reputation. We have adopted a code of business conduct and ethics, but it is not always possible to identify and deter employee misconduct, and the precautions we take to detect and prevent this activity may not be effective in controlling unknown or unmanaged risks or losses or in protecting us from governmental investigations or other actions or lawsuits stemming from a failure to be in compliance with such laws or regulations. If any such actions are instituted against us, and we are not successful in defending ourselves or asserting our rights, those actions could have a significant impact on our business and results of operations, including the imposition of significant fines or other sanctions.

We depend on key personnel for our continued operations and future success and a loss of certain key personnel could significantly hinder our ability to move forward with our business plan.

To succeed, we must recruit, retain, manage and motivate qualified clinical, scientific, technical and management personnel and we face significant competition for experienced personnel. If we do not succeed in attracting and retaining qualified personnel, particularly at the management level, it could adversely affect our ability to execute our business plan and harm our operating results. In particular, we are highly dependent on Dr. Maurice Zauderer, our founder and Chief Executive Officer. The loss of Dr. Zauderer, or one or more of our other executive officers, could be detrimental to us if we cannot recruit suitable replacements in a timely manner. The competition for qualified personnel in the pharmaceutical field is intense and as a result, we may be unable to continue to attract and retain qualified personnel necessary for the development of our business or to recruit suitable replacement personnel.

Many of the other biopharmaceutical companies that we compete against for qualified personnel have greater financial and other resources and different risk profiles than we do. They also may provide more diverse opportunities and better chances for career advancement. If we are unable to continue to attract and retain high-quality personnel, the rate and success at which we can discover and develop product candidates and our business will be limited.

Risks Related to our Dependence on Third Parties

We rely on third parties to conduct our preclinical studies and clinical trials. If these third parties, now or in the future, do not successfully carry out their contractual duties, comply with budgets and other financial obligations or meet expected deadlines, we may not be able to obtain regulatory approval for or commercialize our product candidates in a timely or cost-effective manner.

We rely, and expect to continue to rely, on third-party CROs to conduct preclinical and clinical trials. Because we rely on third parties to conduct clinical trials, we must rely on the efforts of others and cannot always control or accurately predict the timing of such trials, the costs associated with such trials or the procedures that are followed for such trials. We do not anticipate significantly increasing our personnel in the foreseeable future and therefore, expect to continue to rely on third parties to conduct all of our future clinical trials. If these third parties do not successfully carry out their contractual duties or obligations or meet expected deadlines, if they do not carry out the trials in accordance with budgeted amounts, if the quality or accuracy of the clinical data they obtain is compromised due to their failure to adhere to our clinical protocols or for other reasons, or if they fail to maintain compliance with applicable government regulations and standards, our clinical trials may be extended, delayed or terminated or may become prohibitively expensive, we may be subject to potential enforcement by the FDA and analogous regulatory authorities in international jurisdictions for their failure to comply with applicable laws and regulations, and we may not be able to obtain regulatory approval for or successfully commercialize our product candidates. Furthermore, we expect to develop additional relationships with third-party vendors and CROs for preclinical studies and clinical trials related to our drug development efforts. Switching or adding additional CROs involves additional cost and requires management time and focus. Our CROs have the right to terminate their agreements with us in the event of an uncured material breach. Some of our CROs may have other rights to terminate their respective agreements with us, including for reasons such as: if it is determined that the safety of subjects participating in our clinical trials warrants such termination; if we make an assignment for the benefit of our creditors; or if we are liquidated. Identifying, qualifying and managing performance of third-party service providers can be difficult, time consuming and cause delays in our development programs. In addition, there is a natural transition period when a new CRO commences work and the new CRO may not provide the same type or level of services as the original provider. If any of our relationships with our third-party CROs terminates, we may not be able to enter into arrangements with alternative CROs or to do so on commercially reasonable terms and/or in a timely manner.

We depend on third-party manufacturers for the manufacture of drug substance and drug product for clinical trials as well as on third parties for our supply chain. Any problems we experience with any of these third parties could delay the manufacturing of our product candidates, which could harm our results of operations.

We do not currently operate manufacturing facilities for clinical or commercial production of our product candidates. We do not have, and we do not currently plan to acquire or develop, the facilities or capabilities to manufacture bulk drug substance or finish-fill drug product for use in human clinical trials or for potential commercialization.

Catalent Pharma Solutions, or Catalent, manufactures pepinemab for use in clinical trials according to the terms of a manufacturing agreement with us, and we use other third parties for other aspects of the manufacturing process. We have not contracted with alternate suppliers in the event the organizations we currently utilize, including Catalent, are unable to scale production, or if we otherwise experience any problems with them. If we encounter problems with any of them, including if they are unable to scale production or have problems at their facilities, and we are unable to arrange for alternative third-party manufacturing sources, or to do so on commercially reasonable terms or in a timely manner, we may be delayed in the development of our product candidates.

Reliance on third-party manufacturers entails risks to which we would not be subject if we manufactured product candidates or products ourselves, including reliance on the third party for regulatory compliance and quality assurance, the possibility of breach of the manufacturing agreement by the third party because of factors beyond our control (including a failure to manufacture our product candidates or any products we may eventually commercialize in accordance with our specifications) and the possibility of termination or nonrenewal of the agreement by the third party, based on its own business priorities, at a time that is costly or damaging to us.

We may not succeed in establishing and maintaining additional collaborations, which could adversely affect our ability to develop and commercialize product candidates.

In addition to our current research and development collaborations, a part of our strategy is to enter into additional research and development collaborations in the future, including collaborations with pharmaceutical companies. We face significant competition in seeking appropriate development partners and the negotiation process is time-consuming and complex. Moreover, we may not succeed in our efforts to establish collaborations or other alternative arrangements for any of our other existing or future product candidates and programs because our research and development pipeline may be insufficient, our product candidates and programs may be deemed to be at too early a stage of development for collaborative effort and third parties may not view our product candidates and programs as having the requisite potential to demonstrate safety and efficacy. Even if we are successful in our efforts to establish new collaborations, the terms that we agree upon may not be favorable to us and we may not be able to maintain such collaborations if, for example, development or approval of a product candidate is delayed or sales of an approved product candidate are disappointing.

Moreover, if we fail to establish and maintain additional collaborations related to our product candidates:

- the development of certain of our current or future product candidates may be terminated or delayed;
- our cash expenditures related to development of certain of our current or future product candidates would increase significantly and we may need to seek additional financing;
- we may be required to hire additional employees or otherwise develop expertise, such as sales and marketing expertise, for which we have not budgeted; and
- we will bear all of the risk related to the development of any such product candidates.

Collaborations may require us to relinquish important rights to and control over the development of our product candidates or otherwise be subject to unfavorable terms.

If we sign a collaboration agreement, license agreement or similar agreement with a collaborator to develop a product candidate, that collaborator may have certain rights to further the development of the product candidate, which could include the design and conduct of clinical trials, the preparation and filing of documents necessary to obtain regulatory approval, and the manufacturing, sale, marketing and other commercialization of the product if it obtains regulatory approval. Dependence on a corporate collaborator may subject us to a number of risks, including:

- we may not be able to control the amount and timing of resources that our collaborators devote to the development or commercialization of our product candidates, or to compliance with applicable legal and regulatory requirements;
- collaborators may delay clinical trials, provide insufficient funding, terminate a clinical trial or abandon a product candidate, repeat or conduct new clinical trials or require a new version of a product candidate for clinical testing;
- collaborators may not pursue further development and commercialization of products resulting from the strategic partnering arrangement or may elect to discontinue research and development programs;

- collaborators may not commit adequate resources to the marketing and distribution of our product candidates, limiting our potential revenues from these products;
- disputes may arise between us and our collaborators that result in the delay or termination of the research, development or commercialization of our product candidates or that result in costly litigation or arbitration that diverts management's attention and consumes resources;
- collaborators may experience financial difficulties;
- collaborators may not properly maintain or defend our intellectual property rights or may use our proprietary information in a manner that could jeopardize or invalidate our proprietary information or expose us to potential litigation;
- business combinations or significant changes in a collaborator's business strategy may also adversely affect a collaborator's willingness or ability to complete its obligations under any arrangement;
- collaborators could decide to move forward with a competing product candidate developed either independently or in collaboration with others, including our competitors; and
- collaborators could terminate the arrangement or allow it to expire, which would delay the development and may increase the cost of developing our product candidates.

Risks Related to Intellectual Property

If we are unable to obtain, maintain or protect intellectual property rights, both in the U.S. and throughout the world, we may not be able to compete effectively in our market or globally.

Our success depends in significant part on our and our licensors', licensees' or collaborators' ability to establish, maintain and protect patents and other intellectual property rights and operate without infringing the intellectual property rights of others. We have filed numerous patent applications both in the United States and in foreign jurisdictions to obtain patent rights to our inventions. We have also licensed from third party's rights to patents. Some of these licenses give us the right to prepare, file and prosecute patent applications and maintain and enforce patents we licensed.

The patent prosecution process is expensive and time-consuming, and we and our current or future licensors, licensees or collaborators may not be able to prepare, file and prosecute all necessary or desirable patent applications at a reasonable cost or in a timely manner. The United States Patent and Trademark Office, or the USPTO, and various foreign governmental patent agencies require compliance with a number of procedural, documentary, fee payment and other similar provisions during the patent application process and certain periodic maintenance and annuity fees following patent issuance. It is also possible that we or our licensors, licensees or collaborators will fail to identify patentable aspects of inventions made in the course of development and commercialization activities before it is too late to obtain patent protection on them. Moreover, in some circumstances, we may not have the right to control the preparation, filing, prosecution, and maintenance of patent applications and patents encompassing technology that we license from, or license to, third parties and in these circumstances are reliant on our licensors, licensees or collaborators. Therefore, these patents and patent applications may not at all times be prosecuted and enforced in a manner consistent with the best interests of our business. If our current or future licensors, licensees or collaborators fail to establish, maintain or protect such patents and other intellectual property rights, such rights may be reduced or eliminated. If our licensors, licensees or collaborators are not fully cooperative or disagree with us as to the prosecution, maintenance or enforcement of any patent rights, such patent rights could be compromised.

The patent position of biotechnology and pharmaceutical companies generally is highly uncertain, involves complex legal and factual questions and has in recent years been the subject of much litigation. As a result, the issuance, scope, validity, enforceability and commercial value of our and our current or future licensors', licensees' or collaborators' patent rights are highly uncertain. Our and our licensors', licensees' or collaborators' pending, and future patent applications may not result in patents being issued that protect our technology or products, in whole or in part, or that effectively prevent others from commercializing competitive technologies and products. The patent examination process may require us or our licensors, licensees or collaborators to narrow the scope of the claims of our or our licensors', licensees' or collaborators' pending and future patent applications, which may limit the scope of patent protection that may be obtained. Our and our licensors', licensees' or collaborators' patent applications cannot be enforced against third parties practicing the technology claimed in such applications unless and until a patent issues from such applications, and then such patent rights can only be enforced to the extent the issued claims cover the infringing technology.

Additionally, in some countries, applicants are not able to protect methods of treating human beings or medical treatment processes. Countries such as India and elsewhere have enacted various rules and laws precluding issuance of patent claims covering methods a doctor may practice on a human being or any other animal to treat a disease or condition. Further, many countries have enacted laws and regulatory regimes that do not provide patent protection for methods of use of known compounds. In such countries

and jurisdictions, only product claims may be obtained, and only when those products are new or novel. The lack of such patent protection may have a materially adverse effect on our business and financial condition.

Furthermore, given the amount of time required for the development, testing and regulatory review of new product candidates, patents protecting such candidates might expire before or shortly after those candidates receive regulatory approval and are commercialized. As a result, our owned and licensed patent portfolio may not provide us with sufficient rights to exclude others from commercializing products similar or identical to ours. We expect to seek patent term extensions where these are available upon regulatory approval in those countries where we are prosecuting patents. This includes in the United States under the Drug Price Competition and Patent Term Restoration Act of 1984, which permits a patent term extension of up to five years beyond the expiration of the patent, but no more than fourteen years beyond the date of product approval, for a product that represents the first permitted commercial use of the active ingredient. However, the applicable authorities, including the USPTO and the FDA in the United States, and equivalent regulatory authorities in other countries, may not agree with our assessment of whether such extensions are available, and may refuse to grant extensions to our patents, or may grant more limited extensions than we request. If this occurs, our competitors may be able to reference our clinical and preclinical data and launch their products earlier than might otherwise be possible.

Finally, our patent portfolio encompasses both issued patents and pending patent applications around the world in various jurisdictions, and the pending patent applications or issued patents encompassing each of the different technology areas may be assigned different relative and future values, either based on commercial relevance, patent position strength, patent coverage, claim scope, or any other variables associated with intellectual property. That is, some aspects of our patent portfolio, encompassing various aspects of our product candidates and platform technology, may be more valuable than other aspects of our patent portfolio. For example, the patents and patent applications encompassing the pepinemab technology may be of particular value to our company because they encompass specific product candidates and medical indications critical to the future of our business. Inability to obtain patents encompassing these critical technologies could more adversely impact our business than inability to obtain patents encompassing other aspects of our business. Thus, adverse events experienced within these specific patent portfolios could critically hamper our ability to commercialize and conduct business in these key technology areas.

Globally, filing, prosecuting, enforcing and defending patents on product candidates and laboratory methods or platform technology in all countries throughout the world would be prohibitively expensive, and our or our licensors' or collaborators' intellectual property rights in some countries outside the United States can be less extensive than those in the United States. In addition, as noted above, the laws of some foreign countries do not protect intellectual property rights to the same extent as laws in the United States. Consequently, we and our licensors or collaborators may not be able to prevent third parties from practicing our and our licensors' or collaborators' inventions in all countries outside the United States, or from selling or importing products made using our and our licensors' or collaborators' inventions in and into the United States or other jurisdictions. Competitors may use our and our licensors' or collaborators' technologies in jurisdictions where we have not obtained patent protection to develop their own products and further, may export otherwise infringing products to territories where we and our licensors or collaborators have patent protection, but where enforcement laws are not as protective as that in the United States. These products may compete with our product candidates and our and our licensors' or collaborators' patents or other intellectual property rights may not be effective or sufficient to prevent them from competing.

Many companies have encountered significant problems in protecting and defending intellectual property rights in foreign jurisdictions. The legal systems of certain countries, particularly certain developing countries, do not favor the enforcement of patents and other intellectual property protection, particularly those relating to biopharmaceuticals or laboratory platform technology, which could make it difficult for us and our licensors or collaborators to stop the infringement of our and our licensors' or collaborators' patents or stop the marketing of products competing with our and our licensors' or collaborators' commercial efforts generally. Proceedings to enforce our and our licensors' or collaborators' patent rights in foreign jurisdictions requires significant financial resources and can divert our and our licensors' or collaborators' efforts and attention away from other critical aspects of our business, could put our and our licensors' or collaborators' patents at risk of being invalidated or interpreted narrowly, and could place our and our licensors' or collaborators' patents at risk of not issuing. This could in turn provoke third parties to assert claims against us or our licensors or collaborators. We or our licensors or collaborators may not prevail in any lawsuits that we or our licensors or collaborators initiate, and the damages or other remedies awarded, if any, may not be commercially meaningful.

The requirements for patentability may differ in certain countries, particularly developing countries. In India, unlike the United States, there is no link between regulatory approval of a drug and its patent status. Furthermore, generic or biosimilar drug manufacturers or other competitors may challenge the scope, validity or enforceability of our or our licensors' or collaborators' patents, requiring us or our licensors or collaborators to engage in complex, lengthy and costly litigation or other post-grant proceedings. Generic or biosimilar drug manufacturers may develop, seek approval for, and launch, biosimilar versions of our products in many countries without conducting extensive clinical trials. In addition to India, certain countries in Europe and developing countries, including China, have compulsory licensing laws under which a patent owner may be compelled to grant licenses to third parties. In those countries, we and our licensors or collaborators may have limited remedies if patents are infringed or

if we or our licensors or collaborators are compelled to grant a license to a third party, which could materially diminish the value of those patents. This could limit our potential revenue opportunities. Accordingly, our and our licensors' or collaborators' efforts to enforce intellectual property rights around the world may be inadequate to obtain a significant commercial advantage from the intellectual property that we own or license.

Changes in patent law and legal precedent concerning patents could diminish the value of patents in general, thereby impairing our ability to protect our product candidates.

As is the case with other biotechnology and pharmaceutical companies, our success is heavily dependent on intellectual property, particularly patents. Obtaining and enforcing patents in the biopharmaceutical industry involve technological and legal complexity, and obtaining and enforcing biopharmaceutical patents is costly, time-consuming, and inherently uncertain. The Supreme Court has ruled on several patent cases in recent years, either narrowing the scope of patent protection available in certain circumstances or weakening the rights of patent owners in certain situations. In addition to increasing uncertainty with regard to our and our licensors' or collaborators' ability to obtain patents in the future, this combination of events has created uncertainty with respect to the value of patents, once obtained. Depending on decisions by Congress, the federal courts and the USPTO, the laws and regulations governing patents could change in unpredictable ways that would weaken our and our licensors' or collaborators' ability to obtain new patents or to enforce existing patents and patents we and our licensors or collaborators may obtain in the future.

Patent legislation could increase the uncertainties and costs surrounding the prosecution of our and our licensors' or collaborators' patent applications and the enforcement or defense of our or our licensors' or collaborators' issued patents. The Leahy-Smith America Invents Act, or the Leahy-Smith Act, was signed into law in 2011 and many of its implementing regulations became effective in 2013. The Leahy-Smith Act includes a number of significant changes to U.S. patent law, including changing U.S. patent law to award a patent to the first inventor to file, rather than to the first to invent. These changes include provisions that affect the way patent applications are prosecuted and may also affect patent litigation. The changes in patent law due to the Leahy-Smith Act and its implementing regulations could increase the uncertainties and costs surrounding the prosecution of our or our licensors' or collaborators' patent applications and the enforcement or defense of our or our licensors' or collaborators' issued patents, all of which could have a material adverse effect on our business and financial condition.

Additionally, the Leahy-Smith Act provides for various post-grant proceedings providing challengers various legal avenues and opportunities to challenge and invalidate any issued patents we may obtain in the United States. Thus, even when claims issue in patents in the United States, they are not invulnerable to attack, modification, and/or cancellation. New proposals continue to be announced in the U.S. Congress that aim to further change these laws, creating instability in both value and strength of U.S. patents, especially in the biotechnology field. Therefore, the Leahy-Smith Act, and any other follow-on laws that may be enacted in the United States represent a substantial risk in the valuation of our patent portfolio. For instance, legislation has been proposed that attempts to curb patent abuse by non-practicing entities that own patent rights. Such proposed legislation in the United States has included provisions making it substantially more expensive and riskier to litigate patent rights in the United States. Should any of these provisions be enacted in the United States that compromise patentees' abilities to enforce their patent rights, substantial uncertainty will surround our ability to enforce our patents in the United States without incurring substantial financial risk.

We may become involved in lawsuits to protect or enforce our intellectual property rights, which could be expensive, time-consuming, distracting, unpredictable, and unsuccessful, and therefore could have a materially adverse impact on the success of our business and financial condition.

Third parties may infringe our or our licensors' or collaborators' patents or misappropriate or otherwise violate our or our licensors' or collaborators' intellectual property rights. Licensees or licensors may violate contractual agreements governing the practice of patented inventions. In the future, we or our licensors or collaborators may initiate legal proceedings to enforce or defend our or our licensors' or collaborators' intellectual property rights, to protect our or our licensors' or collaborators' trade secrets or to determine the validity or scope of intellectual property rights we own or control. Also, third parties may initiate legal proceedings against us or our licensors or collaborators to challenge the validity or scope of intellectual property rights we own or control. These legal proceedings can be expensive and time-consuming and many of our or our licensors' or collaborators' adversaries in these proceedings may have the ability to dedicate substantially greater resources to prosecuting these legal actions than we or our licensors or collaborators. Accordingly, despite our or our licensors' or collaborators' best efforts, we or our licensors or collaborators may not prevent third parties from infringing upon or misappropriating intellectual property rights we own or control, particularly in countries where the laws may not protect those rights as fully as in the United States, or in countries where enforcement is less robust due to local customs and underdeveloped enforcement protocols. Litigation could result in substantial costs and diversion of management resources, which could harm our business and financial results. In addition, in a patent infringement proceeding, a court may decide that a patent owned by or licensed to us is invalid or unenforceable, in part or in whole, or may refuse to stop the other party from using the technology at issue on the grounds that our or our licensors' or collaborators' patent claims do not encompass the putatively infringing technology in question. An adverse result in any litigation proceeding could place one or more of our or our licensors' or collaborators' patents at risk of being invalidated, held unenforceable or interpreted narrowly.

Third-party pre-issuance submission of prior art to the USPTO, or opposition, derivation, reexamination, post-grant review, inter partes review or interference proceedings, or other pre-issuance or post-grant proceedings in the United States or other jurisdictions instigated by third parties or brought by us or our licensors or collaborators may be necessary. For applications and granted patents not subject to the first to file provisions of the Leahy-Smith Act, interference proceedings may be initiated by the USPTO to determine the priority of inventions with respect to our or our licensors' or collaborators' patents or patent applications. An unfavorable outcome could require us or our licensors or collaborators to cease using the related technology and commercializing our product candidates, or to attempt to obtain a license to the disputed technology from the prevailing party. Our business could be harmed if the prevailing party does not offer us or our licensors or collaborators a license on commercially reasonable terms or if the prevailing party offers no license at all. Even if we or our licensors or collaborators obtain a license, it may be non-exclusive, thereby giving our competitors access to the same technologies licensed to us or our licensors or collaborators. In addition, if the breadth or strength of protection provided by our or our licensors' or collaborators' patents and patent applications is threatened, it could dissuade companies from collaborating with us to license, develop or commercialize current or future product candidates or platform technology. Even if we successfully defend such litigation or proceedings, they typically require substantial financial assets, and it may distract our management and other employees during such proceedings. We could be found liable for monetary damages, including treble damages and attorneys' fees if we are found to have willfully infringed a patent.

Furthermore, because of the substantial amount of discovery required in connection with intellectual property litigation, there is a risk that some of our confidential information could be compromised by disclosure during this type of litigation. There could also be public announcements of the results of hearings, motions or other interim proceedings or developments. If securities analysts or investors perceive these results to be negative, it could have a materially adverse effect on the price of shares of our common stock.

Third parties may initiate legal proceedings against us alleging that we or our employees infringe their intellectual property rights, or we may initiate legal proceedings against third parties to challenge the validity or scope of intellectual property rights controlled by third parties, the outcome of which would be uncertain, and an adverse determination could have a materially adverse effect on the success of our business and financial condition.

Third parties may initiate legal proceedings against us or our licensors or collaborators alleging that we or our licensors or collaborators infringe their intellectual property rights or we or our licensors or collaborators may initiate legal proceedings against third parties to challenge the validity or scope of intellectual property rights controlled by third parties, including in oppositions, interferences, reexaminations, post-grant reviews, inter partes reviews, or derivation proceedings before the United States or other jurisdictions. These proceedings can be expensive and time-consuming and many of our or our licensors' or collaborators' adversaries in these proceedings may have the ability to dedicate substantially greater resources to prosecuting these legal actions than we or our licensors or collaborators can.

An unfavorable outcome could require us or our licensors or collaborators to cease using the related technology or developing or commercializing our product candidates, or to attempt to license rights to it from the prevailing party.

Our business could be harmed if the prevailing party does not offer us or our licensors or collaborators a license to the disputed technology on commercially reasonable terms or at all. Even if we or our licensors or collaborators obtain a license, it may be non-exclusive, thereby giving our competitors access to the same technologies licensed to us or our licensors or collaborators. In addition, we could be found liable for monetary damages, including treble damages and attorneys' fees, if we are found to have willfully infringed a patent. A finding of infringement could prevent us from commercializing our product candidates or force us to cease some of our business operations, which could materially harm our business and financial condition.

In addition, many of our employees, including our senior management, were previously employed at universities or in industry at other biotechnology or pharmaceutical companies, including our competitors or potential competitors. Some of these employees executed assignment, proprietary right, non-disclosure, or non-competition agreements in connection with such previous employment. Although we try to ensure that our employees do not use the proprietary information or know-how of any third parties in their work for us, we may be subject to claims that we or these employees have used or disclosed confidential information or intellectual property, including trade secrets or other proprietary information, of any such employee's former employer. Litigation may be necessary to defend against these claims, which could be costly and cause significant delays and could materially harm our business and financial condition.

If we fail in prosecuting or defending any such claims, in addition to paying monetary damages, we may lose valuable intellectual property rights, lose the services of key personnel, or sustain significant monetary damages. Such intellectual property rights could be awarded to a third party, and we could be required to obtain a license from such third party to commercialize our technology or products. Such a license may not be available on commercially reasonable terms or at all. Even if we successfully prosecute or defend against such claims, litigation could result in substantial costs and distract management.

The terms of our patents may not be sufficient to effectively protect our drug candidates and business.

In most countries in which we file patent applications, including the U.S., the term of an issued patent is twenty years from the earliest claimed filing date of a non-provisional patent application in the applicable country. With respect to any issued patents in the U.S., we may be entitled to obtain a patent term extension or extend the patent expiration date provided we meet the applicable requirements for obtaining such patent term extensions. Although such extensions may be available, the life of a patent and the protection it affords is by definition limited. Even if patents covering our drug candidates are obtained, we may be open to competition from other companies as well as generic medications once the patent life has expired for a drug. If patents are issued on our currently pending patent applications, the resulting patents will be expected to expire on dates ranging approximately from 2025 to 2038, excluding any potential patent term extension or adjustment. Upon the expiration of our issued patents, we will not be able to assert such patent rights against potential competitors and our business and results of operations may be adversely affected.

In addition, the rights granted under any issued patents may not provide us with protection or competitive advantages against competitors with similar technology. Furthermore, our competitors may independently develop similar technologies. For these reasons, we may have competition for our technologies, platforms and product candidates. Moreover, because of the extensive time required for development, testing and regulatory review of a potential product, it is possible that a related patent may expire before any particular product candidate can be commercialized or that such patent will remain in force for only a short period following commercialization, thereby reducing any significant advantage of the patent.

If we do not obtain additional protection under the Hatch-Waxman Amendments and similar legislation in other countries extending the terms of our patents, if issued, relating to our drug candidates, our business may be materially harmed.

Depending upon the timing, duration and specifics of FDA regulatory approval for our drug candidates, one or more of our U.S. patents, if issued, may be eligible for limited patent term restoration under the Drug Price Competition and Patent Term Restoration Act of 1984, referred to as the Hatch-Waxman Amendments. The Hatch-Waxman Amendments permit a patent term extension of up to five years as compensation for patent term lost during drug development and the FDA regulatory review process. Patent term extensions, however, cannot extend the remaining term of a patent beyond a total of fourteen years from the date of drug approval by the FDA, and only one patent can be extended for a particular drug.

The application for patent term extension is subject to approval by the USPTO, in conjunction with the FDA. We may not be granted an extension due to, for example, failure to apply within applicable deadlines, failure to apply prior to expiration of relevant patents or otherwise failing to satisfy applicable requirements. Moreover, the applicable time period or the scope of patent protection afforded could be less than we request. If we are unable to obtain a patent term extension for a given patent or the term of any such extension is less than we request, the period during which we will have the right to exclusively market our drug will be shortened and our competitors may obtain earlier approval of competing drugs. As a result, our ability to generate revenues could be materially adversely affected.

If we fail to comply with our obligations in the agreements under which we license intellectual property rights from third parties or otherwise experience disruptions to our business relationships with our licensors, we could be required to pay monetary damages or could lose license rights that are important to our business.

We have entered into license agreements with third parties providing us with rights under various third-party patents and patent applications, including the rights to prosecute patent applications and to enforce patents. Certain of these license agreements impose and, for a variety of purposes, we may enter into additional licensing and funding arrangements with third parties that also may impose diligence, development or commercialization timelines and milestone payment, royalty, insurance and other obligations on us. Certain of these license agreements provide us with the exclusive right to practice technologies worldwide or in specific geographic regions. In addition, under certain of our existing licensing agreements, we are obligated to pay royalties on net product sales of our drug candidates once commercialized, pay a percentage of sublicensing revenues, make other specified payments relating to our drug candidates and/or pay license maintenance and other fees. We also have clinical development obligations under certain of these agreements that we are required to satisfy. If we fail to comply with our obligations under our current or future license agreements, our counterparties may have the right to terminate these agreements, in which event we might not be able to develop, manufacture or market any drug or drug candidate that is covered by the licenses or we may face claims for monetary damages or other penalties under these agreements. Such an occurrence could diminish the value of these products and our company. Termination of the licenses provided in these agreements or reduction or elimination of our rights under these agreements may result in our having to negotiate new or reinstated agreements with less favorable terms or cause us to lose our rights under these agreements, including our rights to important intellectual property or technology.

In particular, our ability to stop third parties from making, using, selling, offering to sell or importing any of our patented inventions, either directly or indirectly, will depend in part on our success in obtaining, defending, and enforcing patent claims that cover our technology, inventions and improvements. With respect to both licensed and company-owned intellectual property, we cannot be sure that patents will be granted with respect to any of our pending patent applications or with respect to any patent applications filed by us in the future, nor can we be sure that any of our existing patents or any patents that may be granted to us in the

future will be commercially useful in protecting our platforms and product candidates and the methods used to manufacture those platforms and product candidates. Our issued patents and those that may issue in the future may be challenged, invalidated or circumvented, which could limit our ability to stop competitors from marketing related platforms or product candidates or limit the length of the term of patent protection that we may have for our technologies, platforms and product candidates.

Our inability to protect our confidential information and trade secrets would harm our business and competitive position.

In addition to seeking patents for some of our technology and products, we also rely on trade secrets, including unpatented know-how, technology and other proprietary information, to maintain our competitive position. We seek to protect these trade secrets, in part, by entering into non-disclosure and confidentiality agreements with parties who have access to them, such as our employees, corporate collaborators, outside scientific collaborators, contract manufacturers, consultants, advisors and other third parties. We also enter into confidentiality and invention or patent assignment agreements with our employees and consultants. Despite these efforts, any of these parties may breach these agreements and disclose our proprietary information, including our trade secrets, and we may not be able to obtain adequate remedies for such breaches. Enforcing a claim that a party illegally disclosed or misappropriated a trade secret is difficult, expensive and time-consuming, and the outcome is unpredictable. In addition, some courts both within and outside the United States may be less willing or unwilling to protect trade secrets. If a competitor lawfully obtained or independently developed any of our trade secrets, we would have no right to prevent such competitor from using that technology or information to compete with us, which could harm our competitive position and our business.

Risks Related to Our Securities

We are currently not in compliance with the continued listing standards of the Nasdaq Capital Market, and if we are unable to regain compliance, our common stock will be delisted from the exchange.

Our common stock is currently listed for trading on the Nasdaq Capital Market under the symbol “VCNX”. The continued listing of our common stock on Nasdaq is subject to our compliance with a number of listing standards. On October 10, 2022, we received a letter from the Listing Qualifications Staff of Nasdaq indicating that we no longer met the requirements of Nasdaq Listing Rule 5550(a)(2), which requires listed companies to maintain a minimum bid price of at least \$1.00 per share. In August 2022, our shares began trading below \$1.00, and the trading price of our shares has not yet risen above that price for a minimum of 10 consecutive business days, as required by the listing standards to regain compliance.

The notification letter has no immediate effect on the Company’s listing on the Nasdaq Capital Market. In accordance with Nasdaq Listing Rule 5810(c)(3)(A), the Company has 180 days, or until April 10, 2023 to regain compliance with the minimum bid price requirement. There can be no assurance that we will be able to regain compliance with these requirements or that our common stock will continue to be listed on Nasdaq. If we are unable to regain compliance by April 10, 2023, we may be eligible for consideration of a second 180-day compliance period. To qualify, the Company would be required to meet the continued listing requirement for market value of publicly held shares and all other initial listing standards for The Nasdaq Capital Market with the exception of the minimum bid price requirement and provide Nasdaq with written notice of its intention to cure the deficiency during the second compliance period, by effecting a reverse stock split, if necessary. However, if it appears to Listing Qualifications staff that the Company will not be able to cure the deficiency, or if the Company does not meet the other listing standards, Nasdaq could provide notice that the Company’s common stock will become subject to delisting. There can be no assurance that, if we were to effect a reverse stock split after obtaining the required approvals and intending to regain compliance, the reverse stock split would cause our common stock to meet the bid price requirement. If the Company fails to regain compliance with the Nasdaq continued listing standards, Nasdaq will provide notice that the Company’s common stock will be subject to delisting.

Such a delisting or even notification of failure to comply with such requirements would likely have a negative effect on the price of our common stock and would impair your ability to sell or purchase our common stock when you wish to do so. In addition, the delisting of our common stock could lead to a number of other negative implications such as a loss of media and analyst coverage, a determination that our common stock is a “penny stock” which will require brokers trading in our common stock to adhere to more stringent rules and likely result in a reduced level of trading activity in the secondary trading market for our securities, and materially adversely impact our ability to raise capital on acceptable terms or at all. Delisting from Nasdaq could also have other negative results, including the potential loss of confidence by our current or prospective third-party providers and collaboration partners, the loss of institutional investor interest, and fewer licensing and partnering opportunities. In the event of a delisting, we would take actions to restore our compliance with Nasdaq’s listing requirements, but we can provide no assurance that any such action would allow our common stock to become listed again, stabilize the market price or improve the liquidity of our common stock, prevent our common stock from dropping below the Nasdaq minimum bid price requirement or prevent future non-compliance with Nasdaq’s listing requirements.

If our common stock were no longer listed on Nasdaq, investors might only be able to trade on one of the over-the-counter markets. There is no assurance, however, that prices for our common stock would be quoted on one of these other trading systems or that an active trading market for our common stock would exist, which would materially and adversely impact the market value of our common stock and your ability to sell our common stock.

Certain of our management, including our chief executive officer, chairman of our board, and their affiliates, own a significant percentage of our stock and will be able to exert significant control over matters subject to stockholder approval.

As of December 31, 2022, our executive officers and directors and their respective affiliates beneficially owned approximately 50.7% of our outstanding common stock, including Albert D. Friedberg, our Chairman, who beneficially owned 38.3% of our outstanding common stock, including 30.9% of our outstanding common stock beneficially owned by FCMI Parent.

As a result, these stockholders have the ability to control us through this ownership position. These stockholders may be able to determine all matters requiring stockholder approval. For example, these stockholders may be able to control elections of directors, amendments of our organizational documents, or approval of any merger, sale of assets or other major corporate transaction. This may prevent or discourage unsolicited acquisition proposals or offers for our common stock. The interests of this group of stockholders may not always coincide with the interests of other stockholders and they may act in a manner that advances their best interests and not necessarily those of other stockholders, including seeking a premium value for their common stock, and might affect the prevailing market price for our common stock. These large affiliate holdings may also contribute to a lack of liquidity in our stock.

We may sell additional equity or debt securities or enter into other arrangements to fund our operations, which may result in dilution to our stockholders and impose restrictions or limitations on our business.

Until we can generate a sufficient amount of revenue from our products, if ever, we expect to finance future cash needs through public or private equity or debt offerings. We may also seek additional funding through government or other third-party funding and other collaborations, strategic alliances and licensing arrangements.

These financing activities may have an adverse impact on our stockholders' rights as well as on our operations, and such additional funding may not be available on reasonable terms, if at all. If we raise additional funds through the issuance of additional debt or equity securities, it may result in dilution to our existing stockholders and/or increased fixed payment obligations. Furthermore, these securities may have rights senior to those of our common stock and could contain covenants that would restrict our operations and potentially impair our competitiveness, such as limitations on our ability to incur additional debt, limitations on our ability to acquire, sell or license intellectual property rights and other operating restrictions that could adversely impact our ability to conduct our business. Additionally, if we seek funds through arrangements with collaborative partners, these arrangements may require us to relinquish rights to some of our technologies or product candidates or otherwise agree to terms unfavorable to us. Any of these events could significantly harm our business, financial condition and prospects.

We are an "emerging growth company" as defined in the JOBS Act and will be able to avail ourselves of reduced disclosure requirements applicable to emerging growth companies, which could make our common stock less attractive to investors and adversely affect the market price of our common stock.

For so long as we remain an "emerging growth company" as defined in the JOBS Act, we may take advantage of certain exemptions from various requirements applicable to public companies that are not "emerging growth companies" including:

- the provisions of Section 404(b) of the Sarbanes-Oxley Act of 2002, or the Sarbanes-Oxley Act, requiring that our independent registered public accounting firm provide an attestation report on the effectiveness of our internal control over financial reporting;
- the "say on pay" provisions (requiring a non-binding stockholder vote to approve compensation of certain executive officers) and the "say on golden parachute" provisions (requiring a non-binding stockholder vote to approve golden parachute arrangements for certain executive officers in connection with mergers and certain other business combinations) of the Dodd-Frank Wall Street Reform and Protection Act, or the Dodd-Frank Act, and some of the disclosure requirements of the Dodd-Frank Act relating to compensation of our Chief Executive Officer;
- the requirement to provide detailed compensation discussion and analysis in proxy statements and reports filed under the Exchange Act and instead provide a reduced level of disclosure concerning executive compensation; and
- any rules that the Public Company Accounting Oversight Board may adopt requiring mandatory audit firm rotation or a supplement to the auditor's report on the financial statements;
- adopting and implementing new provisions required under accounting principles generally accepted in the United States of America, as prescribed by the Financial Accounting Standards Board, under timelines required for public companies.

We may take advantage of these exemptions until we are no longer an “emerging growth company.” We would cease to be an “emerging growth company” upon the earliest of: (i) December 31, 2023; (ii) the last day of the first fiscal year in which our annual gross revenues are \$1.07 billion or more; (iii) the date on which we have, during the previous three-year period, issued more than \$1.0 billion in non-convertible debt securities; or (iv) as of the end of any fiscal year in which the market value of our common stock held by non-affiliates exceeded \$700 million as of the end of the second quarter of that fiscal year.

We currently intend to take advantage of some of the reduced regulatory and reporting requirements that will be available to us so long as we qualify as an “emerging growth company.” For example, pursuant to Section 107(b) of the JOBS Act, we have elected to use the extended transition period for complying with new or revised accounting standards under Section 102(b) of the JOBS Act. This election allows us to delay the adoption of new or revised accounting standards that have different effective dates for public and private companies until those standards apply to private companies. As a result, our financial statements may not be comparable to companies that comply with public company effective dates.

Our independent registered public accounting firm will not be required to provide an attestation report on the effectiveness of our internal control over financial reporting so long as we qualify as an “emerging growth company,” which may increase the risk that material weaknesses or significant deficiencies in our internal control over financial reporting go undetected. Likewise, so long as we qualify as an “emerging growth company,” we may elect not to provide stockholders with certain information, including certain financial information and certain information regarding compensation of our executive officers, that we would otherwise have been required to provide in filings we make with the SEC, which may make it more difficult for investors and securities analysts to evaluate our company. We cannot predict if investors will find our common stock less attractive because we rely on these exemptions. If some investors find our common stock less attractive as a result, there may be a less active trading market for our common stock, and our stock price may be more volatile and may decline.

We will no longer be an “emerging growth company” after December 31, 2023 and will be unable to take advantage of the exemptions from various requirements applicable to public companies including those discussed above.

Our disclosure controls and procedures may not prevent or detect all errors or acts of fraud.

We are subject to the periodic reporting requirements of the Exchange Act. We designed our disclosure controls and procedures to reasonably assure that information we must disclose in reports we file or submit under the Exchange Act is accumulated and communicated to management, and recorded, processed, summarized and reported within the time periods specified in the rules and forms of the SEC. We believe that any disclosure controls and procedures or internal controls and procedures, no matter how well-conceived and operated, can provide only reasonable, not absolute, assurance that the objectives of the control system are met.

These inherent limitations include the realities that judgments in decision-making can be faulty, and that breakdowns can occur because of simple errors or mistakes. Additionally, controls can be circumvented by the individual acts of some persons, by collusion of two or more people or by an unauthorized override of the controls. Accordingly, because of the inherent limitations in our control system, misstatements due to error or fraud may occur and not be detected.

Item 1B. Unresolved Staff Comments.

None.

Item 2. Properties.

Our principal executive office is located in Rochester, New York, and consists of approximately 31,180 square feet of leased office and laboratory space for our one operating segment, the discovery and development of targeted biotherapeutics to treat serious diseases and conditions with unmet medical needs.

Item 3. Legal Proceedings.

From time to time, we may become involved in legal proceedings or be subject to claims arising in the ordinary course of our business. We are not presently a party to any legal proceedings that, if determined adversely to us, would individually or taken together have a material adverse effect on our business, results of operations, financial condition or cash flows. Regardless of the outcome, litigation can have an adverse impact on us because of defense and settlement costs, diversion of management resources and other factors.

Item 4. Mine Safety Disclosures.

Not applicable.

Item 5. Market for Registrant’s Common Equity, Related Stockholder Matters and Issuer Purchases of Equity Securities.

Market Information

Our common stock is listed on the Nasdaq Capital Market under the symbol “VCNX”.

As of March 24, 2023, there were 134 holders of record of our common stock. The actual number of stockholders is greater than this number of record holders and includes stockholders who are beneficial owners but whose shares are held in street by brokers and other nominees.

Repurchases of Vaccinex Securities

We did not repurchase any shares during the fourth quarter of the year ended December 31, 2022.

Recent Sales of Unregistered Securities

During the fiscal year ended December 31, 2022, we did not issue any shares in reliance on Section 4(a)(2) of the Securities Act, as amended (the “Securities Act”) as a transaction not involving a public offering which have not previously been reported in a Quarterly Report on Form 10-Q or in a Current Report on Form 8-K.

Item 6. Reserved.

Item 7. Management’s Discussion and Analysis of Financial Condition and Results of Operations.

You should read the following discussion and analysis of financial condition and results of operations together with our consolidated financial statements and related notes included elsewhere in this Annual Report on Form 10-K. As discussed in the section titled “Special Note Regarding Forward Looking Statements,” the following discussion and analysis contains forward-looking statements that involve risks and uncertainties, as well as assumptions that, if they never materialize or prove incorrect, could cause our results to differ materially from those expressed or implied by such forward-looking statements. Factors that could cause or contribute to these differences include, but are not limited to, those discussed in the section titled “Risk Factors” under Part I, Item 1A in this Annual Report on Form 10-K.

Company Overview

We are a clinical-stage biotechnology company engaged in the discovery and development of targeted biotherapeutics to treat serious diseases and conditions with unmet medical needs, including cancer, neurodegenerative diseases, and autoimmune disorders. We believe we are the leader in the field of semaphorin 4D, or SEMA4D, biology and that we are the only company targeting SEMA4D as a potential treatment for cancer, neurodegenerative diseases, or autoimmune disorders. SEMA4D is an extracellular signaling molecule that regulates the migration of immune and inflammatory cells to sites of injury, cancer, or infection. We are leveraging our SEMA4D antibody platform and our extensive knowledge of SEMA4D biology to develop our lead product candidate, pepinemab, an antibody that we believe utilizes novel mechanisms of action. We are focused on developing pepinemab for the treatment of head and neck cancer, or HNSCC, pancreatic cancer, or PDAC, Huntington’s disease, and Alzheimer’s disease. Additionally, third party investigators are studying pepinemab in clinical trials in breast cancer, as well as in “window of opportunity” studies in other indications, including HNSCC and melanoma. We have developed multiple proprietary platform technologies and are developing product candidates to address serious diseases or conditions that have a substantial impact on day-to-day functioning and for which treatment is not addressed adequately by available therapies. We employ our proprietary platform technologies, including through our work with our academic collaborators, to identify potential product candidates for sustained expansion of our internal product pipeline and to facilitate strategic development and commercial partnerships.

Our lead platform technologies include our SEMA4D antibody platform and our ActivMAB antibody discovery platform. Our lead product candidate, pepinemab, is currently in clinical development for the treatment of HNSCC, pancreatic and breast cancer, and Alzheimer’s disease, through our efforts or through investigator-sponsored trials, or ISTs. Our additional product candidate VX5 is in an earlier stage of development and was selected using our ActivMAB platform. We believe our multiple platform technologies position us well for continued pipeline expansion and partnership opportunities going forward.

We have generated a limited amount of service revenue from collaboration agreements but have not generated any revenue from product sales to date. We continue to incur significant development and other expenses related to our ongoing operations. As a result, we are not and have never been profitable and have incurred losses in each period since our inception, resulting in substantial doubt in our ability to continue as a going concern. We reported a net loss of \$19.8 million and \$22.4 million for the years ended December 31, 2022 and 2021, respectively. As of December 31, 2022, and December 31, 2021, we had cash and cash equivalents of \$6.4 million and \$8.6 million, respectively. We expect to continue to incur significant losses for the foreseeable future, and we expect these losses to increase as we continue our research and development of, and seek regulatory approvals for, our product candidates. We may also encounter unforeseen expenses, difficulties, complications, delays and other unknown factors, including as a result of the COVID-19 pandemic, that may adversely affect our business. The size of our future net losses will depend, in part, on the rate of future growth of our expenses and our ability to generate revenues, if any.

Our recurring net losses and negative cash flows from operations raised substantial doubt regarding our ability to continue as a going concern within one year after the issuance of our consolidated financial statements for the year ended December 31, 2022. Until we can generate sufficient revenue from the commercialization of our product candidates, we expect to finance our operations through the public or private sale of equity, debt financings or other capital sources, such as government funding, collaborations, strategic alliances, divestment of non-core assets, or licensing arrangements with third parties. To date, the Company has relied on equity and debt financing to fund its operations, in addition to capital contributions from noncontrolling interests and a limited amount of service revenue from collaboration agreements. During the years ended December 31, 2022 and 2021, we raised total proceeds of approximately \$17.0 million and \$31.9 million, respectively, net of commissions and discounts before expenses, from the following activities:

Equity Financings

On March 30, 2023, the Company entered into a stock purchase agreement (the “Stock Purchase Agreement”) pursuant to which the Company issued and sold 4,975,608 shares of its common stock at a purchase price of \$0.41 per share for aggregate gross proceeds of \$2.04 million (“the March 2023 Private Placement”). Two of the investors in the March 2023 Private Placement were affiliated with directors or officers of the Company: FCMI Parent Co. (“FCMI”), which is controlled by Albert D. Friedberg, the

chairman of the Company's board of directors, and Vaccinex (Rochester) L.L.C., which is majority owned and controlled by Dr. Maurice Zauderer, the Company's President, Chief Executive Officer, and a member of its board of directors. In addition, FCMI made a binding commitment in the Stock Purchase Agreement to purchase, on or prior to May 15, 2023, up to an additional \$2.96 million of shares of the Company's common stock, less the aggregate purchase price of securities of the Company other than the shares sold by the Company to investors other than FCMI and its affiliates after the closing and on or prior to May 15, 2023, and subject to the terms and conditions of the Stock Purchase Agreement.

During the year ended December 31, 2022 the Company completed private placements of our common stock to various investors for gross proceeds of \$13.5 million.

On March 27, 2020, we announced that we had entered into an open market sale agreement (the "Open Market Sale Agreement" or "ATM") with Jefferies, LLC ("Jefferies") and filed a prospectus supplement pursuant to which we were able to issue and sell up to \$11.5 million of shares of our common stock from time. In September 2020, we filed a replacement prospectus supplement related to the Open Market Sale Agreement pursuant to which we may sell up to \$113 million of shares of our common stock through Jefferies.

In 2021, the Company sold 5,937,900 shares of the Company's common stock, respectively, at a weighted average price of \$5.37 through the Open Market Sale Agreement, for total net proceeds of \$31.9 million, which the Company used to fund our planned clinical trials and general operations.

In 2022, the Company sold 3,189,411 shares of the Company's common stock, respectively, at a weighted average price of \$1.12 through the Open Market Sale Agreement, for total net proceeds of \$3.6 million, which the Company plans to use to fund our planned clinical trials and general operations.

Our cash and cash equivalents were \$6.4 million and total current assets were \$7.5 million at December 31, 2022.

Debt Financings

In August 2020, we entered into a Securities Purchase Agreement (the "SPA"), with 3i, LP, ("3i") as collateral agent and purchaser (the "Convertible Debt Financing"). Pursuant to the SPA, on August 3, 2020, we issued a 7% Original Issue Discount Senior Secured Convertible Debenture ("Senior Secured Convertible Debenture" or "the Debenture"), in the principal amount of \$8.64 million for a purchase price of \$8.0 million, which reflects an original issue discount of approximately 8%. The Debenture accrued interest at 7% per year and was convertible into shares of our common stock at a conversion price of \$9.4125 per share, subject to certain customary adjustments.

In January and February 2021, the Company made payments under the Mandatory Redemption provision of the Debenture totaling \$6,372,575, consisting of \$5,955,678 for principal repayments and \$416,897 for accrued and make-whole interest. As of August 3, 2021, the Company repaid in full the Debenture by making a payment of \$2,755,895, representing all principal and interest due at maturity.

In addition, on May 8, 2020, the Company received a loan of \$1.1 million from Five Star Bank (the "PPP Loan") under the Paycheck Protection Program established as a part of the Coronavirus Aid, Relief, and Economic Security Act (the "CARES Act"). On November 8th, 2021, the Company received loan forgiveness of \$876,171. The remainder of the loan will be paid over 42 months, with a maturity date of May 8, 2025

Grant Revenues

During the year ended December 31, 2022, the Company recorded as revenue \$175,000 in proceeds from its \$750,000 grant from the Alzheimer's Association under its 2020 Part the Cloud Program.

Our strategic plans and certain of our clinical trial operations have been adversely impacted by the COVID-19 pandemic, and the measures imposed to mitigate the spread of COVID-19, including unprecedented restrictions on business operations, travel, and gatherings, resulting in a global economic downturn and other adverse economic and societal impacts, and our ability to raise additional capital necessary to continue as a going concern. We had previously anticipated initiating a trial of pepinemab in Alzheimer's disease in mid-2020, but the initial enrollment date is now delayed until the second half of 2022. In addition, as discussed above, to mitigate the impacts of the COVID-19 pandemic, including impacts on the Company's ability to raise capital and to maintain its personnel, the Company applied for and received the PPP Loan. We may experience further disruptions as a result of the COVID-19 pandemic that could adversely impact our business, including disruption of research and clinical development activities, plans for release of data, manufacturing, supply, and interactions with regulators and other third parties, and further difficulties in raising additional capital. The extent to which the COVID-19 pandemic may impact our business will depend on future developments, which are highly uncertain and cannot be predicted with confidence.

Financial Overview

Revenue

To date, we have not generated any revenue from product sales. During the years ended December 31, 2022 and 2021, we generated a limited amount of service revenue from grants and our collaboration agreements, including with Surface Oncology.

Our ability to generate revenue and become profitable depends on our ability to successfully obtain marketing approval of and commercialize our product candidates. We do not expect to generate product revenue in the foreseeable future as we continue our development of, and seek regulatory approvals for, our product candidates, and potentially commercialize approved products, if any.

Operating Expenses

Research and Development. Research and development expenses consist primarily of costs for our clinical trials and activities related to regulatory filings, employee compensation-related costs, supply expenses, equipment depreciation and amortization, consulting and other miscellaneous costs. The following table sets forth the components of our research and development expenses and the amount as a percentage of total research and development expenses for the periods indicated.

	Year Ended December 31,			
	2022		2021	
	(in thousands)	%	(in thousands)	%
Clinical trial costs	\$ 7,479	54 %	\$ 10,302	60 %
Wages, benefits, and related costs	4,391	31 %	4,199	25 %
Preclinical supplies and equipment depreciation	1,561	11 %	1,776	10 %
Consulting, non-clinical trial services, and other	548	4 %	883	5 %
Total research and development expenses	<u>\$ 13,979</u>		<u>\$ 17,160</u>	

Our current research and development activities primarily relate to the clinical development in the following indications:

- **Huntington's Disease.** We evaluated pepinemab for the treatment of HD in our Phase 2 SIGNAL trial. Topline data for this trial, consisting of 265 subjects, was reported in late September 2020. Although the study did not meet its prespecified primary endpoints, it provided important new information, including evidence of cognitive benefit and a reduction in brain atrophy and increase in brain metabolic activity in patients with manifest disease symptoms. An improved study design would focus on patients with early signs of cognitive or functional deficits since they appeared to derive the greatest treatment benefit. The Company is evaluating its development strategy in terms of business opportunity and other near-term clinical activities. To advance planning for a potential phase 3 study of pepinemab in HD, we requested a meeting with the FDA to discuss details of the study design and key endpoints. We have received notice from the FDA that they have granted this meeting request and that they will provide a written response by May 16, 2023 to questions posed in the meeting package.
- **Cancer Studies.** We and others have shown that SEMA4D, the target of pepinemab, is highly expressed in head and neck cancer where it impedes recruitment and activation of cytotoxic T cells that can attack the tumor while also inducing differentiation of myeloid derived suppressor cells that inhibit any remaining tumoricidal immune activity. Head and neck cancer is, therefore, a cancer in which immunotherapy with pepinemab in combination with a checkpoint inhibitor such as KEYTRUDA could be uniquely effective. We have entered into a collaboration with Merck, Sharp & Dohme, who is supplying KEYTRUDA, for first-line treatment of up to 65 head and neck cancer patients. In a similar arrangement, we are collaborating with Merck KGaA (EMD Serono in the U.S.), who is supplying Bavencio, another checkpoint inhibitor, for combination with pepinemab in pancreatic cancer. Pepinemab is also being evaluated by third parties in investigator-sponsored trials, or ISTs, for breast cancer, and in multiple "window of opportunity" studies in additional cancer indications.
- **Alzheimer's Disease.** Given the impact of the COVID-19 pandemic in 2020 and 2021, we delayed plans to initiate a clinical trial of pepinemab in Alzheimer's disease until mid-2021. We have now initiated a randomized, double-blind, phase 1/2a study in 40 patients with mild AD, and we believe enrollment will be completed in the first half of 2023.

We expense research and development costs as incurred. We record costs for certain development activities, such as clinical trials, based on an evaluation of the progress to completion of specific tasks using data such as patient enrollment. We do not allocate employee related costs, depreciation, rental and other indirect costs to specific research and development programs because these costs are deployed across multiple of our product programs under research and development.

Results of Operations

The following table set forth our results of operations for the periods presented (in thousands):

	Year Ended December 31,	
	2022	2021
Revenue	\$ 275	\$ 900
Costs and expenses:		
Research and development	13,979	17,160
General and administrative	6,202	6,230
Total costs and expenses	20,181	23,390
Loss from operations	(19,906)	(22,490)
Interest expense	(2)	(809)
Gain on forgiveness of PPP loan	-	876
Other (expense) income, net	93	43
Loss before provision for income taxes	(19,815)	(22,380)
Provision for income taxes	-	-
Net loss attributable to Vaccinex, Inc.	\$ (19,815)	\$ (22,380)

Comparison of the Years Ended December 31, 2022 and 2021

Operating Expenses

	Year Ended December 31,			
	2022	2021	\$ Change	% Change
		(in thousands)		
Research and development	\$ 13,979	\$ 17,160	\$ (3,181)	(19)%
General and administrative	6,202	6,230	(28)	(0)%
Total operating expenses	\$ 20,181	\$ 23,390	\$ (3,209)	(14)%

Research and Development. Research and development expenses in the year ended December 31, 2022 decreased by \$3.2 million, or 19%, compared to the year ended December 31, 2021. This decrease was primarily attributable to decreases in expenses in the CLASSICAL-Lung and SIGNAL studies, as clinical trials have reached completion.

General and Administrative. General and administrative expenses in the year ended December 31, 2022 were flat as compared to the year ended December 31, 2021. This was primarily due to planned G&A cost control measures.

Liquidity and Capital Resources

To date, we have not generated any revenue from product sales. Since our inception in 2001, we have relied on public and private sales of equity and debt financing to fund our operations, in addition to capital contributions from noncontrolling interests and limited service revenue from collaboration agreements, and to some degree, grant money. We are not a party to any material off-balance sheet arrangements as defined in the rules and regulations of the SEC.

In August 2020, we entered into a Securities Purchase Agreement, or the SPA, with 3i, as collateral agent and purchaser. Pursuant to the SPA, on August 3, 2020, we issued our 7% Original Issue Discount Senior Secured Convertible Debenture, or the Debenture, in the principal amount of \$8.64 million for a purchase price of \$8.0 million, which reflects an original issue discount of approximately 8%. In January and February 2021, the Company made payments under the Mandatory Redemption provision of the Debenture totaling \$6,372,575, consisting of \$5,955,678 for principal repayments and \$416,897 for accrued and make-whole interest. As of August 3, 2021, we repaid in full the Senior Secured Convertible Debenture by making a payment of \$2,755,895.20, representing all principal and interest due at maturity. The Company has no further obligation under the Senior Secured Convertible Debenture and incurred no early termination or prepayment penalties in connection with the repayment. As result of the repayment of the Debenture, (i) the Security Agreement, dated as of July 31, 2020, between the Company and 3i, LP, as collateral agent, pursuant to which the Company granted a security interest in certain assets of the Company as collateral to secure the Debenture, (ii) the Registration Rights Agreement, dated as of July 31, 2020, that provided for certain registration rights with respect to the shares of the Company's common stock underlying the Debenture, and (iii) the SPA, were terminated.

In 2021, the Company sold 5,937,900 shares of the Company's common stock at a weighted average price of \$5.37 through the Open Market Sale Agreement, for net proceeds of \$31.9 million.

In 2022, the Company sold 3,189,411 shares of the Company's common stock at a weighted average price of \$1.12 through the Open Market Sale Agreement, for net proceeds of \$3.6 million.

Additionally, in 2022 the Company received proceeds of \$13.5 million from private placements of 15,890,240 shares of common stock to various investors at a weighted average price of \$0.85 per share.

On March 30, 2023, the Company entered into a stock purchase agreement (the "Stock Purchase Agreement") pursuant to which the Company issued and sold 4,975,608 shares of its common stock at a purchase price of \$0.41 per share for aggregate gross proceeds of \$2.04 million ("the March 2023 Private Placement"). Two of the investors in the March 2023 Private Placement were affiliated with directors or officers of the Company: FCMI Parent Co. ("FCMI"), which is controlled by Albert D. Friedberg, the chairman of the Company's board of directors, and Vaccinex (Rochester) L.L.C., which is majority owned and controlled by Dr. Maurice Zauderer, the Company's President, Chief Executive Officer, and a member of its board of directors. In addition, FCMI made a binding commitment in the Stock Purchase Agreement to purchase, on or prior to May 15, 2023, up to an additional \$2.96 million of shares of the Company's common stock, less the aggregate purchase price of securities of the Company other than the shares sold by the Company to investors other than FCMI and its affiliates after the closing and on or prior to May 15, 2023, and subject to the terms and conditions of the Stock Purchase Agreement.

Operating Capital Requirements

Our primary uses of capital are, and we expect will continue to be, compensation and related expenses, third-party research services and amounts due to vendors for research supplies. As of December 31, 2022, and 2021, our principal source of liquidity was cash and cash equivalents in the amount of \$6.4 million and \$8.6 million, respectively. Given our projected operating requirements, our existing cash and cash equivalents and marketable securities, we will seek to complete an additional financing transaction or transactions in order to continue operations.

Since our inception in 2001, we have incurred significant net losses and negative cash flows from operations. For the years ended December 31, 2022 and 2021, we reported a net loss of \$19.8 million and \$22.4 million, respectively. As of December 31, 2022, and December 31, 2021, we had an accumulated deficit of \$319.7 million and \$299.9 million, respectively. We anticipate that we will continue to generate losses for the foreseeable future, and we expect the losses to increase as we continue the development of, and seek regulatory approvals for, our product candidates. We are subject to risks associated with the development of new biopharmaceutical products, and we may encounter unforeseen expenses, difficulties, complications, delays and other unknown factors, including as a result of the COVID-19 pandemic, that may adversely affect our business.

Our recurring net losses and negative cash flows from operations, as well as forecast of continued losses and negative cash flows from operations, raised substantial doubt regarding our ability to continue as a going concern within one year after the issuance of our consolidated financial statements for the year ended December 31, 2022. Until we can generate sufficient revenue from the commercialization of our product candidates, we expect to finance our operations through the public or private sale of equity, debt financing or other capital sources, such as government funding, collaborations, strategic alliances, divestment of non-core assets, or licensing arrangements with third parties. Our cash and cash equivalents were \$6.4 million and total current assets were \$7.5 million at December 31, 2022, which the Company is projecting will be insufficient to sustain its operations through one year following the date that the financial statements are issued. Please see Note 1 to the Consolidated Financial Statements included in this annual report on Form 10-K for a description of our capital raising activities in 2022.

Additional capital may not be available on reasonable terms, if at all. If we are unable to raise additional capital in sufficient amounts or on terms acceptable to us, we may have to significantly delay, scale back or discontinue the development of one or more of our product candidates or cease operations. If we raise additional funds through the issuance of additional debt or equity securities it could result in dilution to our existing stockholders, increased fixed payment obligations and these securities may have rights senior to those of our common stock and could contain covenants that would restrict our operations and potentially impair our competitiveness, such as limitations on our ability to incur additional debt, limitations on our ability to acquire, sell or license our intellectual property rights and other operating restrictions that could adversely impact our ability to conduct our business. Any of these events could significantly harm our business, financial condition and prospects.

Financing strategies we may pursue include, but are not limited to, the public or private sale of equity, debt financing or funds from other capital sources, such as government or grant funding, collaborations, strategic alliances, divestment of non-core assets, or licensing arrangements with third parties. There can be no assurances additional capital will be available to secure additional financing, or if available, that it will be sufficient to meet our needs on favorable terms. If we are unable to raise additional capital in sufficient amounts or on terms acceptable to us, we may have to significantly delay, scale back or discontinue the development of one or more of our product candidates. If we raise additional funds through the public or private sale of equity or debt financings, it could result in dilution to our existing stockholders or increased fixed payment obligations and these securities may have rights senior to those of our common stock and could contain covenants that would restrict our operations and potentially impair our competitiveness, such as limitations on our ability to incur additional debt, limitations on our ability to acquire, sell or license our intellectual property rights and other operating restrictions that could adversely impact our ability to conduct our business. Any of these events could significantly harm our business, financial condition and prospects.

Cash Flows

The following table summarizes our cash flows for the periods presented:

	Year Ended December 31,	
	2022	2021
	(in thousands)	
Cash used in operating activities	\$ (19,074)	\$ (25,298)
Cash used in investing activities	(99)	(32)
Cash provided by financing activities	16,975	23,323

Operating Activities. We have historically experienced negative cash flows as we have developed our product candidates and continued to expand our business. Our net cash used in operating activities primarily results from our net loss adjusted for non-cash expenses and changes in working capital components as we have continued our research and development and is influenced by the timing of cash payments for research related expenses. Our primary uses of cash from operating activities are compensation and related expenses, employee-related expenditures, third-party research services and amounts due to vendors for research supplies. Our cash flows from operating activities will continue to be affected principally by the extent to which we increase spending on personnel, research and development and other operating activities as our business grows.

During the year ended December 31, 2022, operating activities used \$19.1 million in cash, primarily as a result of our continued efforts of discovery and development of targeted biotherapeutics to treat serious diseases and conditions with unmet medical needs without any product revenue, resulting in a net loss of \$19.8 million.

During the year ended December 31, 2021, operating activities used \$25.3 million in cash, primarily as a result of our continued efforts of discovery and development of targeted biotherapeutics to treat serious diseases and conditions with unmet medical needs without any product revenue, resulting in a net loss of \$22.4 million.

Investing Activities. Cash used in investing activities during the year ended December 31, 2022 and 2021, respectively, resulted from capital expenditures to purchase property and equipment.

Financing Activities. During the year ended December 31, 2022, financing activities provided \$17.0 million which was due to private placements of the Company's common stock to various investors for gross proceeds of \$13.5 million and \$3.6 million, net of underwriting commissions and discounts from the issuance of the Company's common stock pursuant to the Open Market Sale Agreement. During the year ended December 31, 2021, financing activities provided \$23.3 million which was due to \$31.9 million, net of underwriting commissions and discounts from the issuance of the Company's common stock pursuant to the Open Market Sale Agreement, partially offset by \$8.5 million paid for the redemption of convertible debt. In addition, there was a \$0.9 million non-cash reduction in long-term debt due to the forgiveness of the PPP loan.

JOBS Act Accounting Election

We are an “emerging growth company” within the meaning of the Jumpstart Our Business Startups Act, or the JOBS Act. Section 107(b) of the JOBS Act provides that an emerging growth company can leverage the extended transition period, provided in Section 102(b) of the JOBS Act, for complying with new or revised accounting standards. Thus, an emerging growth company can delay the adoption of new or revised accounting standards that have different effective dates for public and private companies until those standards apply to private companies. We have elected to use this extended transition period and, as a result, our consolidated financial statements may not be comparable to companies that comply with public company effective dates of such accounting standards.

Critical Accounting Policies and Estimates

Our discussion and analysis of our financial condition and results of operations is based on our consolidated financial statements, which have been prepared in accordance with accounting principles generally accepted in the United States of America. The preparation of these consolidated financial statements requires us to make estimates and assumptions that affect the reported amounts of assets, liabilities, expenses and related disclosures. We evaluate our estimates and assumptions on an ongoing basis. Our estimates are based on historical experience and various other assumptions that we believe to be reasonable under the circumstances. Our actual results could differ from these estimates. We believe that the accounting policies discussed below are critical to understanding our historical and future performance, as these policies relate to the more significant areas involving management’s judgment and estimates.

Research and Development Expenses

Research and development expenses represent costs associated with developing our proprietary drug candidates, our collaboration agreements for such drugs, and our ongoing clinical studies.

Clinical trial costs are a significant component of our research and development expenses. We have a history of contracting with third parties that perform various clinical trial activities on our behalf in the ongoing development of our drug candidates. Expenses related to clinical trials are accrued based on our estimates of the actual services performed by the third parties for the respective period. If the contracted amounts are revised or the scope of a contract is revised, we will modify the accruals accordingly on a prospective basis and will do so in the period in which the facts that give rise to the revision become reasonably certain.

Recent Accounting Pronouncements Not Yet Adopted

For a discussion of recent accounting pronouncements that we have not yet adopted, see Note 2 to our consolidated financial statements.

Recently Adopted Accounting Pronouncements

For a discussion of accounting pronouncements that we have recently adopted, see Note 2 to our consolidated financial statements.

Item 7A. Quantitative and Qualitative Disclosures About Market Risk.

We are exposed to market risk in the ordinary course of our business. Market risk represents the risk of loss that may impact our financial position due to adverse changes in financial market prices and rates. Our market risk exposure is primarily a result of fluctuations in interest rates. We do not hold or issue financial instruments for trading purposes.

Interest Rate Risk

We had cash and cash equivalents of \$6.4 million as of December 31, 2022. Our primary exposure to market risk is interest income sensitivity, which is affected by changes in the general level of the interest rates in the United States. However, because of the short-term nature of the instruments in our portfolio, a sudden change in market interest rates would not be expected to have a material impact on our consolidated financial statements. Additionally, the PPP Loan incurs interest at fixed interest rate, and as such is not subject to interest rate risk.

Foreign Currency Risk

The majority of our purchase contracts are denominated in U.S. dollars. However, we pay certain of our suppliers and third-party research and development service providers in a foreign currency under the terms of their supply agreements, and we may pay

other suppliers and third-party research and development service providers in the future in foreign currency. To date, any resulting gains and losses from such transactions have not been significant. We do not currently engage in any hedging transactions.

Item 8. Financial Statements and Supplementary Data.

The financial information required by Item 8 is contained in Item 15 of Part IV of this Annual Report on Form 10-K.

Item 9. Changes in and Disagreements with Accountants on Accounting and Financial Disclosure.

None.

Item 9A. Controls and Procedures.

Internal control over financial reporting

Management's annual report on internal control over financial reporting. Our management is responsible for establishing and maintaining adequate internal control over our financial reporting, as defined in Rule 13a-15(f) under the Exchange Act. Internal control over financial reporting is a process designed to provide reasonable assurance regarding the reliability of our financial reporting and the preparation of financial statements for external purposes in accordance with generally accepted accounting principles. Because of its inherent limitations, internal control over financial reporting may not prevent or detect misstatements. Also, projections of any evaluation of effectiveness to future periods are subject to the risk that the controls may become inadequate because of changes in conditions, or that the degree of compliance with the policies or procedures may deteriorate. Most of our employees are working remotely due to the COVID-19 pandemic. However, we have not experienced any changes to our internal control arising from the COVID-19 pandemic that have materially affected or that are reasonably likely to materially affect our internal control over financial reporting. We are continually monitoring and assessing the COVID-19 pandemic and the impact it may have on our operations, including our internal control.

Our management, with the participation of our Chief Executive Officer (our principal executive officer) and Chief Financial Officer (our principal financial officer), has assessed the effectiveness of our internal control over financial reporting as of December 31, 2022. In making this assessment, management used the criteria set forth in the Committee of Sponsoring Organizations of the Treadway Commission in *Internal Control - Integrated Framework (2013)*.

Based on the assessment using those criteria, management concluded that, as of December 31, 2022, our internal control over financial reporting was effective.

Attestation report of the registered public accounting firm. This Annual Report does not include an attestation report of our independent registered public accounting firm regarding internal control over financial reporting. Our management's report was not subject to attestation by our independent registered public accounting firm pursuant to the rules of the SEC that permit us to provide only management's report in this Annual Report.

Evaluation of disclosure controls and procedures

Our management, with the participation of our Chief Executive Officer (our principal executive officer) and Chief Financial Officer (our principal financial officer), evaluated the effectiveness of the design and operation of our disclosure controls and procedures (as defined in Rules 13a-15(e) and 15d-15(e) under the Exchange Act) as of December 31, 2022, the end of the period covered by this Form 10-K. Based on that evaluation, our Chief Executive Officer and Chief Financial Officer concluded that, as of December 31, 2022, our disclosure controls and procedures were effective.

Changes in internal control over financial reporting

During the quarter ended December 31, 2022, there were no changes in our internal control over financial reporting that have materially affected, or are reasonably likely to materially affect, our internal control over financial reporting.

Item 9B. Other Information.

Not applicable.

Item 9C. Disclosure Regarding Foreign Jurisdictions that Prevent Inspections.

Not applicable.

Item 10. Directors, Executive Officers and Corporate Governance.**Directors**

Albert D. Friedberg, age 76, has served as one of our directors since April 2001. Mr. Friedberg has served as the Chief Executive Officer and President and a director of Friedberg Mercantile Group Ltd., a Toronto-based commodities and investment management firm, since founding the company in 1971. Since 1978, Mr. Friedberg served as the President and Chief Investment Strategist for the Friedberg Group of Funds. Mr. Friedberg was appointed as a member of the Commodity Futures Advisory Board of Ontario in 1979 and served as chairman of the Toronto Futures Exchange from March 1985 to June 1988. Mr. Friedberg received a B.A. in Economics from Johns Hopkins University and an MBA in International Banking from Columbia University. We believe that Mr. Friedberg's experience in the financial and investment management industry, and his experience as the Chief Executive Officer and President and service as a director of Friedberg Mercantile Group give him the qualifications and skills to serve as our chairman on our board of directors.

Jacob B. Frieberg, age 66, has served as one of our directors since February 2015. Mr. Frieberg has served as a principal at The WTF Group, a Toronto-based property management company, since founding the company in 1984. Prior to that time, he was the Vice President at Rockford Developments, a Toronto-based multi-family building company. Mr. Frieberg received a B.A. in Economics from the University of Western Ontario. We believe that Mr. Frieberg's experience in business, including his management responsibility, gives him the qualifications, skills and financial expertise to serve on our board of directors.

Bala S. Manian, Ph.D., age 77, has served as one of our directors since December 2004. Dr. Manian has served as director of Equillum, Inc., a publicly traded biotechnology company since June 2019. He previously served as chairman of the board of directors of ReaMetrix Inc., a privately held biotechnology company, since its founding in 2004 to 2020, as a director of Syngene International Limited, a publicly traded Indian biotechnology company, and previously served as a director of Biocon Ltd., from 2003 to 2015, a publicly traded Indian biopharmaceutical company. Dr. Manian is a co-founder and director of Quantum Dot Corporation, a privately held bioscience company, and a co-founder of SurroMed, Inc., a privately held biotechnology company, and serves as a director at other privately held life sciences companies. He was also the founder and chairman of the board of directors of Lumisys Incorporated, a medical imaging company acquired by Eastman Kodak Co., the founder and chairman of the board of directors of Molecular Dynamics Incorporated, a life science instrumentation company acquired by APBiotech Inc., and the founder and chairman of the board of directors of Biometric Imaging Inc., a privately held biotechnology company. Dr. Manian received a B.S. in Physics from the University of Madras, an M.S. in Applied Optics from the University of Rochester and a Ph.D. in Mechanical Engineering from Purdue University. We believe that Dr. Manian's experience as a founder of numerous biotechnology companies and his service as a director of other publicly traded and privately held life science companies give him the qualifications and skills to serve on our board of directors.

Chrystyna Bedrij Stecyk, age 60, has served as one of our directors since May 2020. Ms. Bedrij Stecyk co-founded and has served as a principal of, Griffin Securities, Inc., an investment banking firm, since April 1997. At Griffin Securities, Ms. Bedrij Stecyk focuses on providing business advisory services to companies and investors. Ms. Bedrij Stecyk was a co-founder and advisor to Agilis Biotherapeutics, a DNA therapeutics developer, from June 2013 to July 2018 when it was acquired by PTC Therapeutics. She has also co-founded several gene companies and is on the board of several private biotechnology companies. Ms. Bedrij-Stecyk is also a co-founder and Vice President of Orion Biotech Opportunities Corp. Ms. Bedrij Stecyk received an MBA in Finance from New York University's Leonard N. Stern School of Business and a B.A. in Economics from Vassar College. Ms. Bedrij Stecyk is registered with the Financial Industry Regulatory Authority and is a licensed General Securities Principal and Representative, Operations Professional, and Research Analyst. We believe that Ms. Bedrij Stecyk's experience in investment banking, market analysis, strategy and development and prior experience in the biotechnology field gives her the qualifications and skills to serve on our board of directors.

Gerald E. Van Strydonck, age 78, has served as one of our directors since March 2003. Mr. Van Strydonck served as the Chief Financial Officer of Colgate Rochester Crozer Divinity School from August 2008 to December 2018. Mr. Van Strydonck was previously the Senior Vice President and Chief Financial Officer of Sigma Marketing LLC, the Senior Vice President and Chief Financial Officer of Essex Partners Inc., and a managing partner of the Rochester, New York office of PricewaterhouseCoopers LLP. Mr. Van Strydonck has also served on the boards of other privately held companies. Mr. Van Strydonck received a B.B.A. from St. John Fisher College and an MBA from the State University of New York at Buffalo. We believe that Mr. Van Strydonck's experience in public accounting and as a Chief Financial Officer of various companies and his service as a director give him the qualifications, skills and financial expertise to serve on our board of directors.

Barbara Yanni, age 68, has served as one of our directors since February 2015. Ms. Yanni has served on the boards of Trevena, Inc., from July 2014 to present, Pharming Group NV, from December 2020 to present, and Oncorus, Inc. from July 2021 to present, each publicly traded biopharmaceutical companies, and on the board of Mesentech, Inc., from November 2020 to present, a privately held biotechnology company. Ms. Yanni previously served on the board of Akcea Therapeutics, Inc. a publicly traded biopharmaceutical company, from December 2019 to October 2020, when Ionis, Akcea's parent company, completed the purchase of all of the publicly held shares of Akcea in a transaction led by Ms. Yanni as a chair of Akcea's Affiliated Transactions Committee. Ms. Yanni previously served on the board of Abionyx Pharma (formerly known as Cerenis Therapeutics, SA), a publicly traded biopharmaceutical company, from July 2018 to January 2020 and a privately held biopharmaceutical company, Symic Bio, Inc. from February 2015 to August 2019. Previously, Ms. Yanni was Vice President and Chief Licensing Officer at Merck & Co., Inc., a publicly traded pharmaceutical company, from November 2001 until her retirement in March 2014. Prior to this, Ms. Yanni served in various roles at Merck including in corporate development, financial evaluation and tax. Ms. Yanni received an A.B. from Wellesley College, a J.D. from Stanford Law School and an LL.M. in taxation from New York University. We believe that Ms. Yanni's experience in biotechnology and pharmaceutical business evaluation and transaction execution, her financial and general business knowledge, and her service as a director of other publicly traded and privately held life science companies give her the qualifications, skills and financial expertise to serve on our board of directors.

Maurice Zauderer, Ph.D., age 77, has served as one of our directors since April 2001. Dr. Zauderer has served as our President and Chief Executive Officer since our inception in April 2001. Prior to founding the company, Dr. Zauderer was a member of the faculty of the Department of Microbiology & Immunology and the Cancer Center of the University of Rochester School of Medicine & Dentistry from 1984 to 1999 and the Department of Biological Sciences at Columbia University from 1976 to 1984. He was Associate Editor of the Journal of Immunology, 1987-1989 and 1994-1999, a member of the National Multiple Sclerosis Society, Basic Science Study Section 1992-1997, and several NIH and NSF review committees. During his academic career, Dr. Zauderer held the position of visiting scientist at the Laboratory of Cell Biology, the Ontario Cancer Institute and the National Cancer Institute. Dr. Zauderer received a B.S. in Physics from Yeshiva University and a Ph.D. in Cell Biology from the Massachusetts Institute of Technology and retains the academic title of Adjunct Professor of Neurology at the University of Rochester School of Medicine & Dentistry. We believe that Dr. Zauderer's experience as an executive officer and his knowledge in biological sciences, immunology and oncology give him the qualifications and skills to serve on our board of directors.

Executive Officers and Senior Management

We are currently served by four executive officers, Dr. Zauderer, Mr. Royer, Dr. Smith, and Dr. Evans, together with one additional member of the senior management team.

Maurice Zauderer, Ph.D., age 77, is our President and Chief Executive Officer. Additional information about Dr. Zauderer can be found under "Directors," above.

Scott E. Royer, CFA, MBA, age 49, joined us in February 2018 as our Chief Financial Officer. Prior to joining us, Mr. Royer was the Chief Financial Officer and Director of Finance of the Medical Films Group of Carestream Health, a medical and dental imaging company and an independent subsidiary of Onex Corporation, a Canadian publicly traded private equity investment firm. In this position, Mr. Royer provided financial, analytical, and decision-making support to the management team, and coordinated strategic plans and expenditure controls. Mr. Royer received a B.S. in Accounting from the State University of New York College at Geneseo, an MBA from Rochester Institute of Technology, and an Executive MBA from Villanova University, and is a credentialed Chartered Financial Analyst (CFA).

Ernest S. Smith, Ph.D., age 51, has served as our Senior Vice President, Research and Chief Scientific Officer since December 2008. Dr. Smith previously served as our Vice President, Research and Chief Scientific Officer from April 2003 to December 2008 and our Research Director from June 2001 to April 2003. Prior to joining us, Dr. Smith was a research scientist at the University of Rochester. Dr. Smith received a B.A. in Biology from St. John Fisher College, and an M.S. and a Ph.D. in Immunology from the University of Rochester.

Elizabeth E. Evans, Ph.D., age 51, has served as our Senior Vice President, Translational Medicine and Discovery since March 2020 and Chief Operating Officer since May 2021. Dr. Evans previously served in a variety of research and leadership roles at Vaccinex prior to May 2001, including as our Vice President, Discovery Research from March 2019 to March 2020 and Vice President, Preclinical Research from July 2016 to March 2019. Prior to joining us, Dr. Evans was a research scientist at the University of Rochester. Dr. Evans received a B.S. in Biology and a B.S. in Anthropology from State University of New York at Stony Brook, and an M.S. in Immunology and a Ph.D. in Pathology from the University of Rochester.

John E. Leonard, Ph.D., age 76, has served as our Senior Vice President, Development since January 2009. Prior to joining us, Dr. Leonard served as a principal at John Leonard Consulting, LLC from September 2005 to January 2009. From February 2003 until September 2009, he was the Vice President, Program Executive of Biogen Idec, Inc., a publicly traded biotechnology company, and from August 1988 until January 2003 he served in various roles in product development, regulatory affairs and quality assurance at IDEC Pharmaceuticals Corporation, which merged with Biogen, Inc. to form Biogen Idec, Inc. Dr. Leonard received a B.S. in Chemistry and an M.S. in Chemistry and Biochemistry from California State University, Long Beach, and a Ph.D. in Biochemistry from the University of California, Riverside.

Code of Ethics

We adopted a code of business conduct and ethics that applies to all of our directors, officers and employees, including our principal executive officer, principal financial officer and principal accounting officer. Our code of business conduct and ethics is on our website, www.vaccinex.com, under “Investors” and the sub-heading “Corporate Governance.”

Audit Committee

The board of directors has an audit committee that is responsible for assisting our board of directors in its oversight of the integrity of our financial statements, the qualifications and independence of our independent auditors, and our internal financial and accounting controls. The audit committee has direct responsibility for the appointment, compensation, retention (including termination) and oversight of our independent auditors, and our independent auditors report directly to the audit committee. The audit committee also prepares the audit committee report that the SEC requires to be included in our annual proxy statement.

The members of the audit committee are Messrs. Van Strydonck (Chair) and Frieberg, and Dr. Manian. Each member of the audit committee qualifies as an independent director under the corporate governance standards of the Nasdaq Listing Rules and the independence requirements of Rule 10A-3 of the Exchange Act. Our board of directors has determined that Mr. Van Strydonck qualifies as an “audit committee financial expert” as such term is currently defined in Item 407(d)(5) of Regulation S-K.

Item 11. Executive Compensation.

As a smaller reporting company under the Exchange Act and an emerging growth company under the Securities Act, we are providing the following executive compensation information in accordance with the scaled disclosure requirements pursuant to Item 402(m)-(q) of Regulation S-K.

Compensation of Named Executive Officers

This section discusses the material components of our executive compensation program, including the compensation paid to the following individuals, each of whom is one of our named executive officers for fiscal year 2022:

- **Maurice Zauderer, Ph.D.**, our president and chief executive officer;
- **Ernest S. Smith, Ph.D.**, our senior vice president, research and chief scientific officer; and
- **Elizabeth E. Evans, Ph.D.**, our senior vice president, discovery and translational medicine, and chief operating officer.

Summary Compensation Table

The following table shows certain information about the compensation of our named executive officers during our two most recently completed fiscal years (one if the individual was not a named executive officer for 2021).

Name and Principal Position	Year	Salary \$	Option Awards ⁽¹⁾ \$	All Other Compensation	Total \$
Maurice Zauderer	2022	400,700	24,640	-	425,340
President and Chief Executive Officer	2021	374,901	26,600	-	401,501
Ernest S. Smith	2022	284,021	17,600	-	301,621
Senior Vice President, Research and Scientific Officer	2021	264,739	19,000	-	283,739
Elizabeth E. Evans	2022	255,455	17,600	-	273,055
Senior Vice President, Discovery and Translational Medicine, and Chief Operating Officer					

- (1) The amounts in this column reflect the aggregate grant date fair value of employee stock options under FASB ASC Topic 718, which was determined using a Black-Scholes option-pricing model with the assumptions disclosed in Note 12 - Stock-Based Compensation to our consolidated financial statements contained within this Annual Report on Form 10-K. For 2022, Drs. Zauderer, Smith, and Evans received a grant of stock options on April 1, 2022, with an exercise price of \$1.29 and a grant date fair value for each stock option of \$0.88. For 2021, Drs. Zauderer and Smith received a grant of stock options on April 2, 2021, with an exercise price of \$2.93 and a grant date fair value for each stock option of \$1.90.

Narrative to Summary Compensation Table

On March 30, 2022, the compensation committee approved a seven percent base salary adjustment for Dr. Zauderer, seven percent base salary adjustment for Dr. Smith, and five percent base salary adjustment for Dr. Evans, effective as of April 1, 2022 resulting in base salaries of \$406,600, \$287,981, and \$258,940, respectively.

In 2022, we granted each of our named executive officers incentive stock options under our 2018 Omnibus Incentive Plan (the "2018 Plan"). Drs. Zauderer, Smith, and Evans each received a grant of incentive stock options on April 1, 2022 to purchase 28,000, 20,000, and 20,000 shares of our common stock, respectively, with an exercise price of \$1.29, and that vest in four equal annual installments beginning on April 1, 2023 and may be exercised on a cashless basis pursuant to the 2018 Plan.

In 2021, we granted each of our named executive officers incentive stock options under our 2018 Omnibus Incentive Plan (the "2018 Plan"). Drs. Zauderer and Smith both received a grant of incentive stock options on April 4, 2021 to purchase 14,000 and 10,000 shares of our common stock, respectively, with an exercise price of \$2.93, and that vest in four equal annual installments beginning on April 2, 2022 and may be exercised on a cashless basis pursuant to the 2018 Plan.

We believe the 2022 compensation of our named executive officers was set at a level that appropriately rewarded our named executive officers for their contributions.

Key Elements of our Compensation Program

The primary objective of our policies and programs with respect to the compensation of executive officers, including our named executive officers, is to attract and retain talented and qualified executives, and to motivate them to pursue the Company's business objectives to create long-term value for our stockholders. We are focused on designing a competitive compensation package, including incentive compensation components, to promote the achievement of corporate and individual performance objectives. We continually evaluate our compensation program, including its components, the relative weighting of these components as well as additional elements to implement, as our business evolves.

Decisions regarding executive compensation are the primary responsibility of the compensation committee. The compensation committee annually reviews the compensation strategy of the Company, with respect to executive officers, including base salary, incentive compensation and equity-based grants, including whether to adopt, amend and terminate such compensation. Our compensation plans and the amount and relative weighting of each compensation element paid to our named executive officers are generally developed by our management and approved by our compensation committee on an individual, case-by-case basis utilizing a number of factors, including publicly available data and our general business conditions and objectives, as well as our subjective determination with respect to each executive's individual contributions to such objectives. We do not target a specific competitive position or a specific mix of compensation among base salary, bonus or equity incentives.

Annual Review of Compensation Mix

We review compensation annually for our executive officers, including base salary, which is a fixed element in our total compensation package. In setting and determining whether to adjust base salaries, we consider compensation for comparable positions in the market, the historical compensation levels of our executives, and individual performance as compared to our expectations and objectives.

The compensation committee, in accordance with the provisions of its charter, determines and approves the compensation for our executive officers. The compensation committee typically reviews and discusses with our chief executive officer the proposed compensation packages for members of our senior management (other than the chief executive officer), taking into account any recommendations of the chief executive officer at its sole discretion. The compensation committee then approves the compensation for our executive officers. The compensation committee, without the chief executive officer being present, reviews and approves annually the corporate goals and objectives applicable to the compensation of the chief executive officer, evaluates performance in light of those goals and objectives, and determines and approves the compensation level of our chief executive officer based on this evaluation.

To date, the compensation committee has not engaged a compensation consultant or adopted a peer group of companies for purposes of determining executive compensation.

Incentive Compensation Awards

The 2018 Plan helps us attract and retain executive officers, other employees and service providers, as well as our non-employee directors. We believe that awarding incentive compensation, including equity compensation, to our executive officers and others will align the interest of our executives with our stockholders and stimulate their efforts toward our continued success, long-term growth and profitability. The 2018 Plan provides for the grant of stock options, stock appreciation rights, restricted stock, unrestricted stock, stock units, dividend equivalent rights, other equity-based awards and cash bonus awards.

Outstanding Equity Awards at December 31, 2022

The following table shows information about the number of unexercised stock options held by our named executive officers as of December 31, 2022:

Name	Option Awards ⁽¹⁾			
	Number of Securities Underlying Unexercised Options (#) Exercisable	Number of Securities Underlying Unexercised Options (#) Unexercisable	Option Exercise Price (\$)	Option Expiration Date
Maurice Zauderer:				
	15,000	5,000 ⁽²⁾	4.29	03/14/2024
	2,589	--	14.90	03/31/2024
	2,589	--	14.90	06/30/2024
	14,200	14,200 ⁽³⁾	6.68	02/24/2025
	3,325	--	7.10	12/23/2025
	3,500	10,500 ⁽⁴⁾	2.93	04/02/2031
	--	28,000 ⁽⁵⁾	1.29	04/01/2032
Ernest S. Smith:				
	40,729	--	7.10	12/22/2025
	5,110	--	7.10	12/23/2025
	6,000	2,000 ⁽²⁾	3.90	03/14/2029
	4,000	4,000 ⁽³⁾	6.07	02/24/2030
	2,500	7,500 ⁽⁴⁾	2.93	04/02/2031
	--	20,000 ⁽⁵⁾	1.29	04/01/2032
Elizabeth E. Evans:				
	9,610	--	7.10	12/22/2025
	8,605	--	7.10	12/23/2025
	9,300	3,100 ⁽²⁾	3.90	03/14/2029
	5,000	5,000 ⁽⁶⁾	3.82	04/04/2030
	2,000	6,000 ⁽⁴⁾	2.93	04/03/2031
	--	20,000 ⁽⁵⁾	1.29	04/01/2032

⁽¹⁾ All outstanding awards of stock options were granted under either our 2018 Plan or our 2011 Employee Equity Plan, or the "2011 Plan".

⁽²⁾ This option vests in four equal annual installments beginning on March 15, 2020.

⁽³⁾ This option vests in four equal annual installments beginning on February 25, 2021.

⁽⁴⁾ This option vests in four equal annual installments beginning on April 2, 2022.

⁽⁵⁾ This option vests in four equal annual installments beginning on April 1, 2023.

⁽⁶⁾ This option vests in four equal annual installments beginning on April 3, 2021.

Employment Contracts, Termination of Employment, Change-in-Control Arrangements

We have not entered into employment or change-in-control agreements, contracts or arrangements with any of our executive officers, except for standard form employee confidentiality and nondisclosure agreements with our employees, including each of our named executive officers. Any future employment or change-in-control agreements, contracts, and arrangements will be subject to the discretion of our board of directors and/or compensation committee, as applicable.

Concurrent with the closing of our initial public offering, we adopted a plan to provide severance benefits to eligible employees, or our “Severance Pay Plan”. Our Severance Pay Plan offers employees, including our named executive officers, with at least one year of service a lump sum cash payment in the event of an involuntary severance (other than for cause) as a result of or within 12 months following or 60 days prior to a change in control. Employees are generally eligible to receive between four and 26 weeks’ salary, with the amount payable to a given employee determined by multiplying two weeks’ salary by total number of completed years of service. However, executive officers are eligible to receive a lump sum amount equal to six months’ salary.

In the event of an involuntary severance (other than for cause) not related to a change in control, eligible employees, including named executive officers, may, in the sole discretion of the compensation committee, be entitled to such severance benefit under the Severance Pay Plan as the compensation committee may determine.

Payment under the Severance Pay Plan is also subject to the execution and delivery of a release in favor of us and our affiliates.

Other Benefits

Our named executive officers are eligible to participate in all of our employee benefit plans, such as medical, dental, vision, group life, short and long-term disability, and our 401(k) plan, in each case on the same basis as other employees, subject to applicable laws. We also provide vacation and other paid holidays to all employees, including our named executive officers. We believe these benefits are important to attracting and retaining experienced executives. We do not currently provide perquisites to our named executive officers, given our attention to the cost-benefit tradeoff of such benefits, and the compensation committee’s review of the benefit offerings at other similar companies.

Director Compensation

As a smaller reporting company under the Exchange Act and an emerging growth company under the Securities Act, we are providing the following director compensation information in accordance with the scaled disclosure requirements of Regulation S-K.

Cash and Equity Compensation

Effective August 2018, our board of directors approved a non-employee director compensation program. Under this program, each non-employee director, except for Mr. Friedberg, will receive an annual cash retainer of \$35,000. Each non-employee director may elect to receive the annual base retainer in the form of vested stock options, provided such election is made in the calendar year preceding the year in which such compensation is earned. We will pay all amounts in quarterly installments. The Chairperson of each committee of the board will receive additional annual cash compensation as follows: (a) Audit Committee, \$15,000; (b) Compensation Committee, \$10,000; and (c) Nominating & Governance Committee, \$7,500.

In addition, upon first becoming a director, each non-employee director will receive a one-time initial award of stock options to purchase approximately \$64,000 (determined using the Black-Scholes method) of our common stock, which will fully vest on the one year anniversary of the date of grant, subject to the director’s continued service on the board of directors and may be exercised on a cashless basis pursuant to the 2018 Plan. Thereafter, each non-employee director, except for Mr. Friedberg, will receive an annual award of stock options to purchase approximately \$40,000 (determined using the Black-Scholes method) of our common stock, which will fully vest on the one year anniversary of the date of grant, subject to the director’s continued service on the board of directors.

Mr. Friedberg does not receive any compensation for his service as a director.

Director Compensation Tables

The table below sets forth information on the compensation of all our non-employee directors for the year ended December 31, 2022. Directors who are also our employees receive no additional compensation for their services as directors.

Name	Fees Earned or Paid in Cash \$	Option Awards \$ ⁽¹⁾	Total \$
Albert D. Friedberg	--	--	--
Chrystyna Bedrij Stecyk	35,000	40,000	75,000
Jacob B. Frieberg	35,000 ⁽²⁾	40,000	75,000
J. Jeffrey Goater	8,750	-	8,750
Bala S. Manian	42,500	40,000	82,500
Gerald E. Van Strydonck	50,000	40,000	90,000
Barbara Yanni	45,000	40,000	85,000

⁽¹⁾ The amounts in this column reflect the aggregate grant date fair value of stock options under FASB ASC Topic 718, which was determined using a Black-Scholes option-pricing model with the assumptions disclosed in Note 12 - Stock Based Compensation to our consolidated financial statements contained within this Annual Report on Form 10-K.

⁽²⁾ For fiscal year 2022, Mr. Frieberg elected to receive stock options in lieu of his \$35,000 annual retainer pursuant to our Director Compensation Program.

The following table provides information regarding equity awards held by each non-employee director as of December 31, 2022:

Name	Stock Options Outstanding (#)
Albert D. Friedberg	—
Chrystyna Bedrij Stecyk	106,927
Jacob B. Frieberg	239,011
Bala S. Manian, Ph.D.	105,237
Gerald E. Van Strydonck	128,612
Barbara Yanni	111,633

Item 12. Security Ownership of Certain Beneficial Owners and Management and Related Stockholder Matters.

Equity Compensation Plan Information

The following table provides information regarding our equity compensation plans as of December 31, 2022:

Plan Category	Number of securities to be issued upon exercise of outstanding options, warrants and rights	Weighted-average exercise price of outstanding options, warrants and rights	Number of securities remaining available for future issuance under equity compensation plans (excluding securities reflected in column (a))
	(a)	(b)	(c)
Equity compensation plans:			
Approved by stockholders	1,784,093 ⁽¹⁾	\$ 3.98	382,816 ⁽²⁾⁽³⁾
Not approved by stockholders	--	--	--
Total	<u>1,784,093⁽¹⁾</u>	<u>\$ 3.98</u>	<u>382,816⁽²⁾⁽³⁾</u>

⁽¹⁾ In connection with the adoption of the 2018 Plan, we ceased making awards under the 2011 Plan, although the terms of such plan will continue to govern the outstanding awards previously granted thereunder. This number represents shares issuable upon exercise of awards granted under the 2011 Plan and the 2018 Plan.

- (2) Excludes shares reflected in column (a). Includes 382,816 shares remaining available for issuance under our 2018 Plan.
- (3) Effective January 1, 2020 and continuing until the expiration of the 2018 Plan, the number of shares of common stock available for issuance under the 2018 Plan will automatically increase annually by two percent of the total number of issued and outstanding shares of our common stock as of December 31st of the immediately preceding year or such lesser number as our board of directors may decide, which may be zero.

Security Ownership of Management and Certain Beneficial Owners

The following table sets forth certain information known to us regarding the beneficial ownership of our common stock as of March 24, 2023, by (i) each of our named executive officers; (ii) each of our directors; (iii) all of our executive officers and directors as a group; and (iv) each person, or group of persons, known by us to beneficially own more than 5% of any class of our voting securities. Percentages are based on 49,880,761 shares issued and outstanding, except where noted. Unless otherwise indicated, the address for each of the stockholders in the table below is c/o Vaccinex, Inc., 1895 Mount Hope Avenue, Rochester, New York 14620.

Name of Beneficial Owner	Shares of Common Stock Beneficially Owned	Percentage of Shares Beneficially Owned
<i>Named Executive Officers:</i>		
Maurice Zauderer ⁽¹⁾	5,081,893 ⁽²⁾	10.2%
Ernest S. Smith	77,839 ⁽³⁾	*
Elizabeth E. Evans	56,715 ⁽⁴⁾	*
<i>Directors:</i>		
Albert D. Friedberg	19,348,093 ⁽⁵⁾	38.8%
Chrystyna Bedrij Stecyk	106,927 ⁽⁶⁾	*
Jacob B. Frieberg	590,089 ⁽⁷⁾	1.2%
Bala S. Manian	105,237 ⁽⁸⁾	*
Gerald E. Van Strydonck	188,344 ⁽⁹⁾	*
Barbara Yanni	111,633 ⁽¹⁰⁾	*
<i>All directors and executive officers as a group (11 persons)</i>	25,749,753 ⁽¹¹⁾	50.7%
<i>Greater than 5% Stockholders:</i>		
FCMI Parent Co., et al ⁽¹²⁾	15,396,644 ⁽¹²⁾	30.9%
Friedberg Global-Macro Hedge Fund Ltd. ⁽¹³⁾	3,511,894 ⁽¹³⁾	7.0%
Vaccinex (Rochester), L.L.C. ⁽¹⁴⁾	4,410,984 ⁽¹⁴⁾	8.8%

* Represents beneficial ownership of less than 1% of our outstanding common stock.

(1) Dr. Zauderer is also a director of the Company.

(2) Includes (a) 181,736 shares owned directly by Dr. Zauderer (b) presently exercisable, or exercisable within 60 days of March 24, 2023, stock options for 63,803 shares of our common stock, (c) 213,209 shares and 212,161 shares of common stock held directly by the Jeremy Zauderer Trust and the Jordan Zauderer Trust, respectively, over which Dr. Zauderer exercises voting and investment power, and (d) 4,410,984 shares held by Vaccinex (Rochester), L.L.C., or Vaccinex LLC, of which Dr. Zauderer is the president and a majority owner. Dr. Zauderer exercises voting and investment power over the shares held by Vaccinex LLC.

(3) Includes presently exercisable, or exercisable within 60 days of March 24, 2023, stock options for 69,839 shares of our common stock.

(4) Includes presently exercisable, or exercisable within 60 days of March 24, 2023, stock options for 47,115 shares of our common stock.

(5) Includes (a) 439,555 shares owned directly by Mr. Friedberg, (b) 15,359,011 shares held by FCMI Parent Co., (c) 37,633 shares held by Pan Atlantic Holdings Ltd., or Pan Atlantic, and (d) 3,511,894 shares held by Friedberg Global Macro Hedge Fund Ltd., or G-M Fund, of which the Friedberg Mercantile Group, Ltd., or FMG, is the investment manager. Mr. Friedberg, directly and

through his control over FCMI Parent, shares held by members of his family and trusts for the benefit of members of his family, may be considered the beneficial owner of all of the common stock beneficially owned by FCMI Parent. By virtue of his control of FCMI Parent, Mr. Friedberg also may be deemed to possess voting and dispositive power over the shares owned directly by its wholly-owned subsidiaries, FCMI and Pan Atlantic. By virtue of his control of FMG, which exercises voting and dispositive power over the shares owned directly by G-M Fund, Mr. Friedberg also may be deemed to possess voting and dispositive power over the shares owned by G-M Fund.

- (6) Includes presently exercisable, or exercisable within 60 days of March 24, 2023, stock options for 106,927 shares of our common stock.
- (7) Includes (a) 63,519 shares owned directly by Mr. Frieberg, (b) presently exercisable, or exercisable within 60 days of March 24, 2023, stock options for 239,011 shares of our common stock, (c) 94,510 shares held by Benbow Estates, Ltd., an entity owned by Mr. Frieberg's wife and of which Mr. Frieberg is an officer, and (d) 193,049 shares held by Gee Eff Services Limited, an entity solely owned by Mr. Frieberg and of which Mr. Frieberg is the president.
- (8) Includes presently exercisable, or exercisable within 60 days of March 24, 2023, stock options for 105,237 shares of our common stock.
- (9) Includes presently exercisable, or exercisable within 60 days of March 24, 2023, stock options for 121,112 shares of our common stock.
- (10) Includes presently exercisable, or exercisable within 60 days of March 24, 2023, stock options for 111,633 shares of our common stock.
- (11) Includes presently exercisable, or exercisable within 60 days of March 24, 2023, stock options for 935,889 shares of our common stock.
- (12) Includes 37,633 shares held by Pan-Atlantic. Mr. Friedberg is the majority owner, a director and the president of FCMI Parent and shares voting and investment power over the shares held by FCMI Parent. This information is derived from the Amendment No. 5 to Schedule 13D filed by FCMI Parent on November 29, 2022. The address for FCMI Parent is 181 Bay Street, Suite 250, Toronto, Ontario Canada M5J 2T3.
- (13) Includes 3,511,894 shares held by G-M fund, of which FMG is the investment manager. By virtue of his control of FMG, which exercise voting and dispositive power over the shares owned directly by G-M Fund, Mr. Friedberg may be deemed to possess voting and dispositive power over the shares owned by G-M Fund. This information is derived from the Amendment No. 5 to Schedule 13D filed by G-M Fund on November 29, 2022. The registered office address of G-M Fund is 190 Elgin Avenue George Town, Cayman Islands KY1-9005.
- (14) Dr. Zauderer is the president and a majority member of Vaccinex LLC and exercises voting and investment power over the shares held by Vaccinex LLC. This information is derived from the Amendment No. 1 to Schedule 13D filed by Vaccinex LLC on November 28, 2022. The address for Vaccinex LLC is 44 Woodland Rd, Pittsford, NY 14534.

Item 13. Certain Relationships and Related Transactions, and Director Independence.

Certain Relationships and Related Person Transactions

Our board of directors has adopted a written policy for transactions with related persons. During its review of such relationships and transactions, the audit committee considers (1) a general description of the transaction; (2) the material terms and conditions of the transaction; (3) the name of the related person and the basis on which such individual or entity is a related person; (4) the related person's position or relationship with or ownership of any entity that is a party to or has an interest in the transaction; (5) whether the related person transaction is on terms no less favorable than terms generally available to an unaffiliated third party under the same or similar circumstances; (6) the extent of the related person's interest in the transaction; and (7) any other matters the committee or board of directors deems appropriate.

The following is a description of transactions since January 1, 2021 to which we have been a party or will be a party, in which the amount involved exceeded or will exceed \$120,000, and in which any of our executive officers, directors or holders of more than 5% of any class of our voting securities, or any affiliate or immediate family member thereof, had or will have a direct or indirect material interest, other than employment and compensation arrangements. We believe the terms obtained or consideration that we paid or received, as applicable, in connection with the transactions described below were comparable to terms available or the amounts that we would pay or receive, as applicable, in arm's-length transactions with unrelated third parties.

Lease Agreement

We lease our corporate headquarters facility from 1895 Management, Ltd., which is a wholly owned, indirect subsidiary of FCMI Parent. We incurred rent of \$175,000 and \$174,000 under this lease for the years ended December 31, 2022 and 2021, respectively. The lease agreement, as currently amended, requires monthly rental payments of \$15,048 through expiration of the lease on October 31, 2024.

Surface Oncology, Inc.

In November 2017, we entered into a research collaboration and license option agreement with Surface Oncology, Inc. (“Surface”) to identify and select antibodies against two target antigens, using our proprietary technology as described in the agreement. At that time J. Jeffrey Goater served as a member of our board of directors and the Chief Business Officer of Surface. Mr. Goater’s term as a member of our board ended at our 2022 annual meeting of stockholders. He currently serves as the Chief Executive Officer and a director of Surface. We have invoiced an aggregate of approximately \$2,005,446 under this agreement through December 31, 2022. Additional amounts may be payable to us on a fee-for-service basis in connection with research to be performed under the agreement. In the third quarter of 2019, Surface purchased its option to obtain an exclusive license to make, use, sell and import products incorporating antibodies targeting the first antigen and exercised its option to obtain an exclusive license to use two antibodies targeting the second antigen to perform research activities. The exclusive research license agreement, which we entered into in September 2019, provides for an upfront fee of \$100,000 in annual maintenance fees up to an aggregate of \$250,000. During the year ended December 31, 2021 the Company recorded \$850,000 of revenue for a product license for the first target. During each of the years ended December 31, 2022 and 2021, the Company recorded \$50,000 of revenue for an annual maintenance fee for the exclusive product license.

Private Placements of Common Stock

On January 31, 2022, the Company entered into a stock purchase agreement pursuant to which the Company issued and sold to certain investors 8,747,744 shares of its common stock at a purchase price of \$1.11 per share for aggregate gross proceeds of \$9.7 million (“the January 2022 Private Placement”). FCMI Parent Co. and Friedberg Global-Macro Hedge Fund Ltd. each purchased 1,801,801 shares of our common stock for an aggregate purchase price of \$3,999,998. Albert D. Friedberg, the Company’s chairman and beneficial owner of a majority of the Company’s outstanding common stock, controls FCMI Parent Co., the Company’s majority stockholder, and Friedberg Mercantile Group, the investment manager of the Friedberg Global-Macro Hedge Fund Ltd., which exercises voting and dispositive power over shares held directly by Friedberg Global-Macro Hedge Fund Ltd. Vaccinex (Rochester) L.L.C., which is majority owned and controlled by Dr. Maurice Zauderer, the Company’s President, Chief Executive Officer, and a member of its board of directors, and Benbow Estates, which is controlled by Jacob Friedberg, a member of the Company’s board of directors, purchased 1,801,801 and 90,090 shares of our common stock for aggregate purchase prices of \$1,999,999 and \$100,000, respectively, in the January 2022 Private Placement. In connection with the January 2022 Private Placement, on January 31, 2022, the Company entered into a registration rights agreement with the investors pursuant to which the Company filed a registration statement on Form S-3 (File No. 333-264236), declared effective on April 27, 2022, to register the resale of the shares acquired by the investors in the January 2022 Private Placement.

On November 18, 2022 and November 22, 2022, the Company entered into a stock purchase agreement and joinder thereto, pursuant to which the Company issued and sold to certain investors 7,142,496 shares of its common stock at a purchase price of \$0.53 per share for aggregate gross proceeds of \$3.8 million (“the November 2022 Private Placement”). FCMI Parent Co., the Company’s majority stockholder, which is controlled by Albert D. Friedberg, the chairman of the Company’s board of directors, Vaccinex (Rochester) L.L.C., which is majority owned and controlled by Dr. Maurice Zauderer, the Company’s President, Chief Executive Officer, and a member of its board of directors, Gee Eff Services Limited, which is controlled by Jacob Frieberg, a member of the Company’s board of directors, and Gerald Van Strydonck, a member of the Company’s board of directors, purchased 3,778,575, 1,511,430, 188,928, and 47,232 shares of our common stock for aggregate purchase prices of \$2,000,000, \$800,000, \$100,000, and \$25,000, respectively, in the November 2022 Private Placement. In connection with the November 2022 Private Placement, on November 22, 2022, the Company entered into a registration rights agreement with the investors pursuant to which the Company filed a registration statement on Form S-3 (File No. 333-269385), declared effective on January 31, 2023, to register the resale of the shares acquired by the investors in the November 2022 Private Placement.

Director Independence

The Company’s Corporate Governance Guidelines define an “independent” director in accordance with the applicable provisions of the Exchange Act and the applicable rules of Nasdaq, which are the Nasdaq Listing Rules. As the Company believes it is not possible to anticipate or explicitly provide for all potential situations that may affect independence, the board of directors periodically reviews each director’s status as an independent director and whether any independent director has any other relationship with the Company that, in the judgment of the board of directors, would interfere with the director’s exercise of independent judgment

in carrying out such director’s responsibilities as a director. The board of directors annually makes an affirmative determination as to whether each director is “independent” under the applicable provisions of the Exchange Act and the Nasdaq Listing Rules.

The board of directors has determined that Messrs. Frieberg and Van Strydonck, Dr. Manian, and Mses. Yanni and Bedrij Stecyk are each independent. The members of the audit, compensation, and nominating and corporate governance committees of the board of directors are each independent. The exemptions afforded to a “Controlled Company,” as defined by Nasdaq, set forth in Nasdaq Listing Rule 5615(c)(3), with respect to nominating committees, exempts a company that ceased being a Controlled Company from Nasdaq’s independent nominating committee requirements by allowing a phase-in schedule for compliance. Under this phase-in schedule, because the Company ceased qualifying as a Controlled Company on July 13, 2020, all of its members of the nominating and corporate governance committee were required to be independent by July 13, 2021. The Company relied on this exemption with respect to the nominating and corporate governance committee while it was available to the Company.

Item 14. Principal Accounting Fees and Services.

Fees for Professional Services Provided by Deloitte & Touche LLP

The following table shows fees for professional services provided by Deloitte & Touche LLP during the fiscal year ended December 31, 2022 and the fiscal year ended December 31, 2021.

	Fiscal Year 2022	Fiscal Year 2021
Audit Fees	\$ 321,040	\$ 290,000
Audit-Related Fees	\$ —	\$ —
Tax Fees	\$ —	\$ —
All Other Fees	\$ —	\$ —
Total	\$ 321,040	\$ 290,000

Audit fees during fiscal year 2022 and fiscal year 2021 were for professional services rendered for the audit of our annual consolidated financial statements, for the reviews of the financial statements included in our Quarterly Reports on Form 10-Q, and for related services that are normally provided in connection with registration statements and the offerings of our securities. There were no audit-related fees, tax fees or other fees incurred during fiscal year 2022 or fiscal year 2021.

Policy on Pre-Approval of Retention of Independent Registered Public Accounting Firm

In accordance with applicable laws, rules and regulations, the audit committee charter requires that the audit committee have the sole authority to review in advance and pre-approve all audit and non-audit fees and services provided to us by our independent registered public accounting firm. Accordingly, all audit services for which Deloitte & Touche LLP was engaged were pre-approved by the audit committee. The audit committee may delegate to one or more designated members of the audit committee the authority to grant required pre-approval of audit and permitted non-audit services. The decision of any member to whom authority is delegated is required to be presented to the full audit committee at its next scheduled meeting.

Independence Analysis by Audit Committee

The audit committee considered whether the provision of the services described above was compatible with maintaining the independence of Deloitte & Touche LLP and determined that the provision of these services was compatible with the firm’s independence.

Item 15. Exhibits, Financial Statement Schedules.

(a) Financial Statements

The consolidated financial statements listed in the accompanying index (page F-1) to the consolidated financial statements are filed as part of this Annual Report on Form 10-K.

(b) Exhibits

The following exhibits are filed with this Annual Report on Form 10-K or incorporated by reference herein:

Exhibit Number	Description
3.1	<u>Amended and Restated Certificate of Incorporation of Vaccinex, Inc. (incorporated herein by reference from Exhibit 3.1 to the Company's Current Report on Form 8-K filed on August 13, 2018).</u>
3.2	<u>Amended and Restated Bylaws of Vaccinex, Inc. (incorporated herein by reference from Exhibit 3.2 to the Company's Current Report on Form 8-K filed on August 13, 2018).</u>
4.1	<u>Description of Common Stock (incorporated herein by reference from Exhibit 4.1 to the Company's Annual Report on Form 10-K for the year ended December 31, 2019).</u>
4.2	<u>Specimen Common Stock Certificate (incorporated herein by reference to Exhibit 4.1 to the Company's Registration Statement on Form S-1 filed on July 9, 2018).</u>
10.1	<u>First Amended and Restated Investor Rights Agreement, dated August 22, 2003, by and among the Company and the parties thereto (incorporated herein by reference for Exhibit 10.1 to the Company's Registration Statement on Form S-1 filed on July 9, 2018).</u>
10.2+	<u>Vaccinex, Inc. 2011 Employee Equity Plan (incorporated herein by reference from Exhibit 10.4 to the Company's Registration Statement on Form S-1 filed on July 9, 2018).</u>
10.3+	<u>May 15, 2014 Amendment to the Vaccinex, Inc. 2011 Employee Equity Plan (incorporated herein by reference from Exhibit 10.4(a) to the Company's Registration Statement on Form S-1 filed on August 8, 2018).</u>
10.4+	<u>Vaccinex, Inc. 2018 Omnibus Incentive Plan (incorporated herein by reference from Exhibit 10.6 to the Company's Registration Statement on Form S-1 filed on July 23, 2018).</u>
10.5+	<u>Form of Incentive Stock Option Agreement under the Vaccinex, Inc. 2018 Omnibus Incentive Plan (incorporated herein by reference from Exhibit 10.7 to the Company's Registration Statement on Form S-1 filed on July 23, 2018).</u>
10.6+	<u>Form of Non-Qualified Stock Option Agreement under the Vaccinex, Inc. 2018 Omnibus Incentive Plan (incorporated herein by reference from Exhibit 10.8 to the Company's Registration Statement on Form S-1 filed on July 23, 2018).</u>
10.7+	<u>Severance Pay Plan (incorporated herein by reference from Exhibit 10.9 to the Company's Registration Statement on Form S-1 filed on July 9, 2018).</u>
10.8+	<u>Director Compensation Program (incorporated herein by reference from Exhibit 10.10 to the Company's Registration Statement on Form S-1 filed on July 23, 2018).</u>
10.9+	<u>Form of Indemnification Agreement by and between the Company and each of its directors and officers (incorporated herein by reference from Exhibit 10.11 to the Company's Registration Statement on Form S-1 filed on July 9, 2018).</u>
10.10†	<u>Exclusive License Agreement, dated December 29, 1998, by and between the Company and the University of Rochester (incorporated herein by reference from Exhibit 10.12 to the Company's Registration Statement on Form S-1 filed on July 9, 2018).</u>
10.11†	<u>GPEX® Development and Manufacturing Agreement, dated January 13, 2010, by and between the Company and Catalent Pharma Solutions, LLC (incorporated herein by reference from Exhibit 10.13 to the Company's Registration Statement on Form S-1 filed on July 9, 2018).</u>

- 10.12† [GPEX® – Derived Cell Line Sale Agreement, dated January 13, 2010, by and between the Company and Catalent Pharma Solutions, LLC \(incorporated herein by reference from Exhibit 10.14 to the Company’s Registration Statement on Form S-1 filed on July 9, 2018\).](#)
- 10.13† [Clinical Trial Collaboration and Supply Agreement, dated October 4, 2016, by and between the Company and Ares Trading S.A. \(incorporated herein by reference from Exhibit 10.16 to the Company’s Registration Statement on Form S-1 filed on July 9, 2018\).](#)
- 10.14 [Open Market Sale AgreementSM by and between the Company and Jefferies, LLC, dated March 27, 2020 \(incorporated herein by reference from Exhibit 10.1 to the Company’s Current Report on Form 8-K filed on March 27, 2020\).](#)
- 10.15 [Note by and between the Company and Five Star Bank, dated May 8, 2020 \(incorporated herein by reference from Exhibit 10.6 to the Company’s Quarterly Report on Form 10-Q filed on May 14, 2020\).](#)
- 10.16 [Separation Agreement by and between the Company and Raymond E. Watkins dated December 9, 2020 \(incorporated herein by reference from Exhibit 10.28 to the Company’s Annual Report on Form 10-K for the year ended December 31, 2020\).](#)
- 10.17 [Stock Purchase Agreement by and between the Company and the Investors \(as defined therein\), dated as of January 27, 2022, Amendment to Stock Purchase Agreement by and between the Company and the Investors signatory thereto, dated as of January 31, 2022, and Joinders by and between the Company and the Additional Investors signatory thereto, dated as of January 31, 2022 \(incorporated herein by reference from Exhibit 10.1 to the Company’s Current Report on Form 8-K filed on January 31, 2022\).](#)
- 10.18 [Registration Rights Agreement by and between the Company and the Investors \(as defined therein\), dated as of January 31, 2022 \(incorporated herein by reference from Exhibit 10.2 to the Company’s Current Report on Form 8-K filed on January 31, 2022\).](#)
- 10.19 [Stock Purchase Agreement by and between the Company and the Investors \(as defined therein\), dated as of November 18, 2022, and Joinder by and between the Company and the Additional Investor signatory thereto, dated as of November 22, 2022 \(incorporated herein by reference from Exhibit 10.1 to the Company’s Current Report on Form 8-K filed on November 25, 2022\).](#)
- 10.20 [Registration Rights Agreement by and between the Company and the Investors \(as defined therein\), dated as of November 22, 2022 \(incorporated herein by reference from Exhibit 10.2 to the Company’s Current Report on Form 8-K filed on November 25, 2022\).](#)
- 23.1* [Consent of Deloitte & Touche LLP](#)
- 31.1* [Certification of Principal Executive Officer Pursuant to Rules 13a-14\(a\) and 15d-14\(a\) under the Securities Exchange Act of 1934, as Adopted Pursuant to Section 302 of the Sarbanes-Oxley Act of 2002.](#)
- 31.2* [Certification of Principal Financial Officer Pursuant to Rules 13a-14\(a\) and 15d-14\(a\) under the Securities Exchange Act of 1934, as Adopted Pursuant to Section 302 of the Sarbanes-Oxley Act of 2002.](#)
- 32.1* [Certification of Principal Executive Officer and Principal Financial Officer Pursuant to 18 U.S.C. Section 1350, as Adopted Pursuant to Section 906 of the Sarbanes-Oxley Act of 2002.](#)
- 101.INS Inline XBRL Instance Document
- 101.SCH Inline XBRL Taxonomy Extension Schema Document
- 101.CAL Inline XBRL Taxonomy Extension Calculation Linkbase Document
- 101.DEF Inline XBRL Taxonomy Extension Definition Linkbase Document
- 101.LAB Inline XBRL Taxonomy Extension Label Linkbase Document
- 101.PRE Inline XBRL Taxonomy Extension Presentation Linkbase Document
- 104 The cover page for the Company’s Annual Report on Form 10-K for the year ended December 31, 2022 has been formatted in Inline XBRL and contained in Exhibit 101

* Filed or furnished herewith, as applicable.

+ Management contract.

† The Company was granted confidential treatment for certain information contained in this exhibit. Such information was filed separately with the Securities and Exchange Commission.

Item 16. Form 10-K Summary.

None.

INDEX TO CONSOLIDATED FINANCIAL STATEMENTS

<u>Report of Independent Registered Public Accounting Firm (PCAOB ID No. 34)</u>	F-2
<u>Consolidated Balance Sheets as of December 31, 2022 and 2021</u>	F-3
<u>Consolidated Statements of Operations and Comprehensive Loss for the Years ended December 31, 2022 and 2021</u>	F-4
<u>Consolidated Statements of Stockholders' Equity (Deficit) for the Years ended December 31, 2022 and 2021</u>	F-5
<u>Consolidated Statements of Cash Flows for the Years ended December 31, 2022 and 2021</u>	F-6
<u>Notes to Consolidated Financial Statements</u>	F-7

REPORT OF INDEPENDENT REGISTERED PUBLIC ACCOUNTING FIRM

To the stockholders and the Board of Directors of Vaccinex, Inc.

Opinion on the Financial Statements

We have audited the accompanying consolidated balance sheets of Vaccinex, Inc. and subsidiaries (the "Company") as of December 31, 2022 and 2021, the related consolidated statements of operations and comprehensive loss, stockholders' equity (deficit), and cash flows, for each of the two years in the period ended December 31, 2022, and the related notes (collectively referred to as the "financial statements"). In our opinion, the financial statements present fairly, in all material respects, the financial position of the Company as of December 31, 2022 and 2021, and the results of its operations and its cash flows for each of the two years in the period ended December 31, 2022, in conformity with accounting principles generally accepted in the United States of America.

Going Concern

The accompanying financial statements have been prepared assuming that the Company will continue as a going concern. As discussed in Note 1 to the financial statements, the Company has suffered recurring losses and negative cash flows from operations that raise substantial doubt about its ability to continue as a going concern. Management's plans in regard to these matters are also described in Note 1. The financial statements do not include any adjustments that might result from the outcome of this uncertainty.

Basis for Opinion

These financial statements are the responsibility of the Company's management. Our responsibility is to express an opinion on the Company's financial statements based on our audits. We are a public accounting firm registered with the Public Company Accounting Oversight Board (United States) (PCAOB) and are required to be independent with respect to the Company in accordance with the U.S. federal securities laws and the applicable rules and regulations of the Securities and Exchange Commission and the PCAOB.

We conducted our audits in accordance with the standards of the PCAOB. Those standards require that we plan and perform the audit to obtain reasonable assurance about whether the financial statements are free of material misstatement, whether due to error or fraud. The Company is not required to have, nor were we engaged to perform, an audit of its internal control over financial reporting. As part of our audits, we are required to obtain an understanding of internal control over financial reporting but not for the purpose of expressing an opinion on the effectiveness of the Company's internal control over financial reporting. Accordingly, we express no such opinion.

Our audits included performing procedures to assess the risks of material misstatement of the financial statements, whether due to error or fraud, and performing procedures that respond to those risks. Such procedures included examining, on a test basis, evidence regarding the amounts and disclosures in the financial statements. Our audits also included evaluating the accounting principles used and significant estimates made by management, as well as evaluating the overall presentation of the financial statements. We believe that our audits provide a reasonable basis for our opinion.

/s/ Deloitte & Touche LLP

Rochester, New York
March 31, 2023

We have served as the Company's auditor since 2014.

VACCINEX, INC.

Consolidated Balance Sheets
(in thousands, except share and per share data)

	As of December 31, 2022	As of December 31, 2021
ASSETS		
Current assets:		
Cash and cash equivalents	\$ 6,391	\$ 8,589
Accounts receivable	175	-
Prepaid expenses and other current assets	912	816
Total current assets	7,478	9,405
Property and equipment, net	189	297
Operating lease right-of-use asset	310	141
TOTAL ASSETS	\$ 7,977	\$ 9,843
LIABILITIES AND STOCKHOLDERS' EQUITY		
Current liabilities:		
Accounts payable	\$ 1,518	\$ 1,061
Accrued expenses	781	980
Current portion of long-term debt	74	74
Operating lease liability	164	141
Total current liabilities	2,537	2,256
Long-term debt	101	175
Operating lease liability, net of current portion	146	-
TOTAL LIABILITIES	2,784	2,431
Commitments and contingencies (Note 7)		
Stockholders' equity (deficit):		
Common stock, par value of \$0.0001 per share; 100,000,000 shares authorized as of December 31, 2022, and December 31, 2021; 49,881,613 and 30,801,962 shares issued as of December 31, 2022 and December 31, 2021, respectively; 49,880,761 and 30,801,110 shares outstanding as of December 31, 2022 and December 31, 2021, respectively	5	3
Additional paid-in capital	324,875	307,281
Treasury stock, at cost; 852 shares of common stock as of December 31, 2022 and 2021, respectively	(11)	(11)
Accumulated deficit	(319,676)	(299,861)
TOTAL STOCKHOLDERS' EQUITY	5,193	7,412
TOTAL LIABILITIES AND STOCKHOLDERS' EQUITY	\$ 7,977	\$ 9,843

The accompanying notes are an integral part of these consolidated financial statements.

VACCINEX, INC.

Consolidated Statements of Operations and Comprehensive Loss
(in thousands, except share and per share data)

	<u>Year Ended December 31,</u>	
	<u>2022</u>	<u>2021</u>
Revenue	\$ 275	\$ 900
Costs and expenses:		
Research and development	13,979	17,160
General and administrative	6,202	6,230
Total costs and expenses	<u>20,181</u>	<u>23,390</u>
Loss from operations	(19,906)	(22,490)
Interest expense	(2)	(809)
Gain on forgiveness of PPP loan	-	876
Other income (expense), net	93	43
Loss before provision for income taxes	(19,815)	(22,380)
Provision for income taxes	-	-
Comprehensive loss	<u>\$ (19,815)</u>	<u>\$ (22,380)</u>
Net loss per share attributable to Vaccinex, Inc. common stockholders, basic and diluted	<u>\$ (0.47)</u>	<u>\$ (0.78)</u>
Weighted-average shares used in computing net loss per share attributable to Vaccinex, Inc. common stockholders, basic and diluted	<u>42,437,225</u>	<u>28,849,197</u>

The accompanying notes are an integral part of these consolidated financial statements.

VACCINEX, INC.

Consolidated Statements of Stockholders' Equity (Deficit)
(in thousands, except share data)

	Common Stock			Treasury Stock			Accumulated Deficit	Total Vaccinex, Inc. Stockholders' Equity (Deficit)	Noncontrolling Interests	Total Stockholders' Equity (Deficit)
	Shares	Amount	Additional Paid-in Capital	Common Stock Shares	Amount					
Balance as of January 1, 2021	22,388,027	\$ 3	\$ 250,914	852	\$ (11)	\$ (277,481)	\$ (26,575)	\$ 23,963	\$ (2,612)	
Issuance of Common Shares	5,937,900	-	32,848	-	-	-	32,848	-	32,848	
Stock-based compensation	-	-	541	-	-	-	541	-	541	
Shares issued for compensation	9,979	-	-	-	-	-	-	-	-	
Exchange of partnership units for common shares (Note 10)	2,466,056	-	23,963	-	-	-	23,963	(23,963)	-	
Common shares issuance costs	-	-	(985)	-	-	-	(985)	-	(985)	
Net loss	-	-	-	-	-	(22,380)	(22,380)	-	(22,380)	
Balance as of December 31, 2021	30,801,962	3	307,281	852	(11)	(299,861)	7,412	-	7,412	
Issuance of common shares	19,079,651	2	17,049	-	-	-	17,051	-	17,051	
Stock-based compensation	-	-	545	-	-	-	545	-	545	
Net loss	-	-	-	-	-	(19,815)	(19,815)	-	(19,815)	
Balance as of December 31, 2022	<u>49,881,613</u>	<u>\$ 5</u>	<u>\$ 324,875</u>	<u>852</u>	<u>(11)</u>	<u>\$ (319,676)</u>	<u>\$ 5,193</u>	<u>\$ -</u>	<u>\$ 5,193</u>	

The accompanying notes are an integral part of these consolidated financial statements.

VACCINEX, INC.

Consolidated Statements of Cash Flows
(in thousands)

	Year Ended December 31,	
	2022	2021
CASH FLOWS FROM OPERATING ACTIVITIES:		
Net loss	\$ (19,815)	\$ (22,380)
Adjustments to reconcile net loss to net cash used in operating activities:		
Depreciation	207	169
Debt related charges included in interest expense	-	458
Stock-based compensation	545	541
Gain on forgiveness of PPP loan	-	(876)
Changes in operating assets and liabilities:		
Accounts receivable	(175)	157
Prepaid expenses and other current assets	(94)	(302)
Accounts payable	457	(2,108)
Accrued expenses	(199)	(957)
Net cash used in operating activities	<u>(19,074)</u>	<u>(25,298)</u>
CASH FLOWS FROM INVESTING ACTIVITIES:		
Purchase of property and equipment	(99)	(32)
Net cash used in investing activities	<u>(99)</u>	<u>(32)</u>
CASH FLOWS FROM FINANCING ACTIVITIES:		
Proceeds from issuance of common stock	3,560	32,848
Redemption of convertible debt	-	(8,531)
Payments of long-term debt	(75)	(9)
Proceeds from private offering of common stock	13,490	-
Payments of common stock issuance costs	-	(985)
Net cash provided by financing activities	<u>16,975</u>	<u>23,323</u>
NET DECREASE IN CASH AND CASH EQUIVALENTS	(2,198)	(2,007)
CASH AND CASH EQUIVALENTS—Beginning of period	8,589	10,596
CASH AND CASH EQUIVALENTS—End of period	<u>\$ 6,391</u>	<u>\$ 8,589</u>
SUPPLEMENTAL DISCLOSURES OF NONCASH INVESTING AND FINANCING ACTIVITIES:		
Purchase of property and equipment in prepaid assets	\$ -	\$ 19
Forgiveness of PPP loan	\$ -	\$ 876

The accompanying notes are an integral part of these consolidated financial statements.

Notes to Consolidated Financial Statements**Notes to Consolidated Financial Statements****1. COMPANY AND NATURE OF BUSINESS**

Vaccinex, Inc. (together with its subsidiaries, the Company) was incorporated in Delaware in April 2001 and is headquartered in Rochester, New York. The Company is a clinical-stage biotechnology company engaged in the discovery and development of targeted biotherapeutics to treat serious diseases and conditions with unmet medical needs, including cancer, neurodegenerative diseases, and autoimmune disorders. Since its inception, the Company has devoted substantially all of its efforts toward product research and development, marketing development and raising capital.

The Company is subject to a number of risks common to other early-stage biotechnology companies including, but not limited to, the successful development and commercialization of its product candidates, rapid technological change and competition, dependence on key personnel and collaborative partners, uncertainty of protection of proprietary technology and patents, clinical trial uncertainty, fluctuation in operating results and financial performance, the need to obtain additional funding, potential product liability, compliance with governmental regulations, technological and medical risks, customer demand, management of growth and effectiveness of marketing by the Company. If the Company does not successfully commercialize or partner any of its product candidates, it will be unable to generate product revenue or achieve profitability.

Going Concern

These consolidated financial statements have been prepared in accordance with generally accepted accounting principles applicable to a going concern, which contemplates the realization of assets and the satisfaction of liabilities in the normal course of business.

The Company has incurred significant losses and negative cash flows from operations since inception and expects to incur additional losses until such time that it can generate significant revenue from the commercialization of its product candidates. The Company had losses from operations of \$19.8 million and \$22.4 million and negative cash flows from operating activities of \$19.1 million and \$25.3 million for the years ended December 31, 2022 and 2021, respectively, and an accumulated deficit of \$319.7 million and \$299.9 million as of December 31, 2022 and 2021, respectively. Given the Company's projected operating requirements and its existing cash and cash equivalents, the Company is projecting insufficient liquidity to sustain its operations through one year following the date that the financial statements are issued. These conditions and events raise substantial doubt about the Company's ability to continue as a going concern.

In response to these conditions, management is currently evaluating different strategies to obtain the required funding of future operations. Financing strategies may include, but are not limited to, the public or private sale of equity, debt financings or funds from other capital sources, such as government funding, collaborations, strategic alliances, divestment of non-core assets, or licensing arrangements with third parties. There can be no assurances that the Company will be able to secure additional financing, or if available, that it will be sufficient to meet its needs or on favorable terms. Because management's plans have not yet been finalized and are not within the Company's control, the implementation of such plans cannot be considered probable. As a result, the Company has concluded that management's plans do not alleviate substantial doubt about the Company's ability to continue as a going concern.

The consolidated financial statements do not include any adjustments relating to the recoverability and classification of recorded asset amounts or the amounts and classification of liabilities that might result from the outcome of this uncertainty.

COVID-19 Pandemic

In order to mitigate the spread of COVID-19, governments have at times imposed unprecedented restrictions on business operations, travel, and gatherings, resulting in a global economic downturn and other adverse economic and societal impacts. The Company has complied with state reopening guidance and has allowed research and development staff to begin working in the laboratory when necessary and using recommended health and safety precautions. The COVID-19 pandemic has impacted the expected timing of the Company's clinical trials, the economy, the biotechnology industry, and the Company's business. For example,

Notes to Consolidated Financial Statements

the Company previously anticipated initiating a trial of pepinemab in Alzheimer's disease in mid-2020, but the initial enrollment date was delayed until the first half of 2021. In addition, to mitigate the impacts of the COVID-19 pandemic, including impacts on the Company's ability to raise capital and to maintain its personnel, the Company applied for and received the PPP Loan (See Note 9). The Company may experience further disruptions as a result of the COVID-19 pandemic that could adversely impact its business, including disruption of research and clinical development activities, plans for release of data, manufacturing, supply, and interactions with regulators and other third parties, and difficulties in raising additional capital. The extent to which the COVID-19 pandemic may impact the Company's business will depend on future developments, which are highly uncertain and cannot be predicted with confidence.

2. SUMMARY OF SIGNIFICANT ACCOUNTING POLICIES

The accompanying consolidated financial statements reflect the consolidated application of certain significant accounting policies, as described below and elsewhere in the accompanying notes to the consolidated financial statements.

Basis of Presentation and Consolidation

These consolidated financial statements reflect the accounts and operations of the Company. However, prior to September 3, 2021, the Company's accounts included Vaccinex Products, LP, a Delaware limited partnership ("Vaccinex Products"), and VX3 (DE) LP, a Delaware limited partnership ("VX3"). Subsequently, on September 3, 2021, Vaccinex Products and VX3 were dissolved when all remaining partnership interests were exchanged for shares of our common stock.

Use of Estimates

These consolidated financial statements have been prepared in conformity with accounting principles generally accepted in the United States of America ("U.S. GAAP"). The preparation of financial statements in conformity with U.S. GAAP requires management to make estimates and assumptions that affect the reported amounts of assets and liabilities and the disclosure of contingent assets and liabilities as of the date of the consolidated financial statements and the reported amount of expenses during the reporting period. Such management estimates include those relating to assumptions used in the valuation of stock option awards, the valuation of derivative instruments, and valuation allowances against deferred income tax assets. Actual results could differ from those estimates.

Cash and Cash Equivalents

The Company considers all highly liquid investments with an original maturity of three months or less at the date of purchase to be cash equivalents. The Company deposits its cash primarily in checking and money market accounts.

Concentration of Credit Risk, Other Risks and Uncertainties

Financial instruments that potentially subject the Company to concentrations of credit risk consist primarily of cash and cash equivalents. Cash equivalents are deposited in interest-bearing money market accounts. Although the Company deposits its cash with multiple financial institutions, cash balances may occasionally be in excess of the amounts insured by the Federal Deposit Insurance Corporation. Management believes the financial risk associated with these balances is minimal and has not experienced any losses to date.

The Company has historically raised capital in transactions with investors that include members of its board of directors and entities controlled by certain board members. As such, the Company's directors, directly and indirectly, control a significant ownership percentage of the Company. The Company can provide no assurances that future financing will be available in sufficient amounts or on terms acceptable to it or that its directors or entities controlled by certain board members will be willing or able to participate in future capital raises by the Company.

The Company depends on third-party manufacturers for the manufacture of drug substance and drug product for clinical trials. The Company also relies on certain third parties for its supply chain. Disputes with these third - party manufacturers or shortages in goods or services from third-party suppliers could delay the manufacturing of the Company's product candidates and adversely impact its results of operations.

Notes to Consolidated Financial Statements

Fair Value of Financial Instruments

Financial instruments consist of cash, accounts receivable, accounts payable, accrued liabilities, and long-term debt. Cash, accounts receivable, accounts payable, accrued liabilities, and debt, are stated at their carrying value, which approximates fair value due to the short time to the expected receipt or payment date of such amounts.

Financing Activities

During the year ended December 31, 2022 the Company completed private placements of our common stock to various investors for gross proceeds of \$13.5 million.

On March 27, 2020, we announced that we had (i) entered into an open market sale agreement (the “Open Market Sale Agreement” or “ATM”) with Jefferies, LLC (“Jefferies”) and filed a prospectus supplement pursuant to which we were able to issue and sell up to \$11.5 million of shares of our common stock. In September 2020, we filed a replacement prospectus supplement related to the Open Market Sale Agreement pursuant to which we may sell up to \$113 million of shares of our common stock through Jefferies.

During the year ended December 31, 2022 the Company sold 3,189,411 shares of the Company’s common stock, respectively, at a weighted average price of \$1.12 through the Open Market Sale Agreement, for total net proceeds of \$3.6 million, net of commissions and discounts. During the year ended December 31, 2021, the Company sold 5,937,900 shares of the Company’s common stock at a weighted average price of \$5.37 through the Open Market Sale Agreement, for total net proceeds of \$31.9 million, net of commissions and discounts.

Property and Equipment, Net

Property and equipment are recorded at cost. Depreciation is computed over estimated useful lives of the related assets using the straight-line method. Leasehold improvements are amortized on a straight-line basis over the shorter of the useful life or term of the lease. Upon retirement or disposal, the cost and related accumulated depreciation are removed from the consolidated balance sheets and the resulting gain or loss is recorded to general and administrative expense in the consolidated statements of operations. Routine expenditures for maintenance and repairs are expensed as incurred.

Estimated useful lives for property and equipment are as follows:

	<u>Property and Equipment</u>	<u>Estimated Useful Life</u>
Research equipment		5 years
Furniture and fixtures		5 years
Computer equipment		3 years
Leasehold improvements		Lesser of estimated useful life or remaining lease term

Impairment of Long-Lived Assets

The Company reviews the recoverability of its long-lived assets when events or changes in circumstances occur that indicate that the carrying value of the asset may not be recoverable. The assessment of possible impairment is based on the ability to recover the carrying value of the assets from the expected future cash flows (undiscounted and without interest expense) of the related operations. If these cash flows are less than the carrying value of such assets, an impairment loss for the difference between the estimated fair value and carrying value is recorded. There was no impairment loss recognized during the years ended December 31, 2022 and 2021.

Convertible Instruments

The Company applies the accounting standards for derivatives and hedging and for distinguishing liabilities from equity when accounting for hybrid contracts that contain conversion options and other embedded features. The accounting standards require companies to bifurcate embedded features from their host instruments and account for them as free-standing derivative financial instruments according to certain criteria. The criteria include circumstances in which (i) the economic characteristics and risks of the

Notes to Consolidated Financial Statements

embedded derivative instrument are not clearly and closely related to the economic characteristics and risks of the host contract, (ii) the hybrid instrument that embodies both the embedded derivative instrument and the host contract is not re-measured at fair value under otherwise applicable generally accepted accounting principles with changes in fair value reported in earnings as they occur and (iii) a separate instrument with the same terms as the embedded derivative instrument would be considered a derivative instrument.

The Company's derivative instrument related to certain features embedded within the Debenture is discussed in Note 10. The derivative is accounted for as a derivative liability and remeasured to fair value as of each balance sheet date and the related remeasurement adjustments are recognized in the Company's consolidated statement of operations and comprehensive loss.

Treasury Stock

The Company records treasury stock activities under the cost method whereby the cost of the acquired stock is recorded as treasury stock. The Company's accounting policy upon the formal retirement of treasury stock is to deduct the par value from common stock and to reflect any excess of cost over par value as a reduction to additional paid-in capital (to the extent created by previous issuances of the shares) and then retained earnings. There was no treasury stock repurchased for the years ended December 31, 2022 and 2021.

Revenue Recognition

The Company's revenues are generated primarily through collaborative research, license, development and commercialization agreements.

We recognize revenue when our customers obtain control of promised goods or services, in an amount that reflects the consideration which the entity expects to receive in exchange for those goods or services. To determine revenue recognition for arrangements that an entity determines are within the scope of ASC 606, the entity performs the following five steps: (i) identify the contract(s) with a customer; (ii) identify the performance obligations in the contract; (iii) determine the transaction price; (iv) allocate the transaction price to the performance obligations in the contract; and (v) recognize revenue when (or as) the entity satisfies a performance obligation.

At contract inception, once the contract is determined to be within the scope of ASC 606, the Company assesses the goods or services promised within each contract and determines those that are performance obligations and assesses whether each promised good or service is distinct. The Company then recognizes as revenue the amount of the transaction price that is allocated to the respective performance obligation when (or as) the performance obligation is satisfied. Arrangements that include rights to additional goods or services that are exercisable at a customer's discretion are generally considered options. We assess if these options provide a material right to the customer and if so, they are considered performance obligations. The exercise of a material right is accounted for as a contract modification for accounting purposes.

The Company recognizes as revenue the amount of the transaction price that is allocated to the respective performance obligation when (or as) each performance obligation is satisfied at a point in time or over time, and if over time this is based on the use of an output or input method.

Amounts received prior to revenue recognition are recorded as deferred revenue. Amounts expected to be recognized as revenue within the 12 months following the balance sheet date are classified as current portion of deferred revenue in the accompanying consolidated balance sheets. Amounts not expected to be recognized as revenue within the 12 months following the balance sheet date are classified as deferred revenue, net of current portion. Amounts recognized as revenue, but not yet received or invoiced are generally recognized as contract assets in the Other Assets line item in the Consolidated Balance Sheets.

Collaborative Arrangements – The Company has entered into collaboration agreements, which are within the scope of ASC 606, to discover, develop, manufacture and commercialize product candidates. The terms of these agreements typically contain multiple promises or obligations, which may include: (1) licenses, or options to obtain licenses, to use the Company's research program materials, and (2) research and development activities to be performed on behalf of the collaboration partner. Payments the Company receives under these arrangements typically include one or more of the following: non-refundable, upfront license fees; option exercise fees; funding of research and/or development efforts; clinical and development, regulatory, and sales milestone payments; and royalties on future product sales.

Notes to Consolidated Financial Statements

The Company also analyzes its collaboration arrangements to assess whether they are within the scope of ASC 808, *Collaborative Arrangements* (“ASC 808”) to determine whether such arrangements involve joint operating activities performed by parties that are both active participants in the activities and exposed to significant risks and rewards dependent on the commercial success of such activities. This assessment is performed throughout the life of the arrangement based on changes in the responsibilities of all parties in the arrangement. For collaboration arrangements within the scope of ASC 808 that contain multiple elements, the Company first determines which elements of the collaboration are deemed to be within the scope of ASC 808 and those that are more reflective of a vendor-customer relationship and, therefore, are within the scope of ASC 606. For elements of collaboration arrangements that are accounted for pursuant to ASC 808, an appropriate recognition method is determined and applied consistently, generally by analogy to ASC 606. For those elements of the arrangement that are accounted for pursuant to ASC 606, the Company applies the five-step model described above.

For a complete discussion of accounting for collaboration revenues, see Note 6, “Collaboration Agreements”.

Grant Revenue

From time to time, the Company receives certain grant award funding to support its continuing research and development efforts. The Company considers these grants to be operating revenue as they support the Company’s primary operating activities. We recognize revenue from these contracts as we perform services under these arrangements when the funding is received. Revenues and related expenses are presented gross in the consolidated statements of operations and comprehensive loss as we have determined we control the arrangement as the primary obligor under the arrangements relative to the research and development services we perform. During the year ended December 31, 2022 the Company recorded grant revenue related to funds received from the Alzheimer’s Association of \$175,000. No grant revenue was recorded for the year ended December 31, 2021.

Research and Development Costs

Expenditures, including payroll, contractor expenses and supplies, for research and development of products are expensed as incurred. Clinical trial and other development costs incurred by third parties are expensed as the contracted work is performed. Where contingent milestone payments are due to third parties under research and development arrangements, the milestone payment obligations are expensed when the milestone results are probable of being achieved.

Stock-Based Compensation

The Company utilizes the Black-Scholes stock option-pricing model as the method for estimating the grant date fair value of its stock option awards. The Black-Scholes stock option-pricing model requires the use of highly subjective and complex assumptions, including the stock options’ expected term and the price volatility of the underlying stock. The grant date fair value of the portion of the stock option award that is ultimately expected to vest is recognized as compensation expense over the stock option awards’ requisite service periods. The Company recognizes stock-based compensation to expense using the straight-line method over the requisite service period. If there are any modifications or cancellations of stock option awards, the Company may be required to accelerate, increase or decrease any remaining unrecognized stock-based compensation expense.

Income Taxes

The Company uses the asset and liability method of accounting for income taxes. Deferred tax assets and liabilities are recognized for the estimated future tax consequences attributable to temporary differences between the financial statement carrying amounts of existing assets and liabilities and their respective tax bases. Deferred tax assets and liabilities, which relate primarily to the carrying amount of the Company’s property and equipment and its net operating loss carryforward, are measured using enacted tax rates expected to apply to taxable income in the years in which those temporary differences are expected to be recovered or settled. Deferred tax expense or benefit is the result of changes in the deferred tax assets and liabilities. Valuation allowances are established when necessary to reduce deferred tax assets where, based upon the available evidence, management concludes that it is more likely than not that the deferred tax assets will not be realized. In evaluating its ability to recover deferred tax assets, the Company considers all available positive and negative evidence, including its operating results, ongoing tax planning and forecasts of future taxable income on a jurisdiction-by-jurisdiction basis. Because of the uncertainty of the realization of the deferred tax assets, the Company has recorded a full valuation allowance against its deferred tax assets.

Notes to Consolidated Financial Statements

Reserves are provided for tax benefits for which realization is uncertain. Such benefits are only recognized when the underlying tax position is considered more likely than not to be sustained on examination by a taxing authority, assuming they possess full knowledge of the position and facts. Interest and penalties related to uncertain tax positions are recognized in the provision for income taxes; however, the Company currently has no interest or penalties related to income taxes.

Segment and Geographic Information

The Company's chief operating decision maker, its Chief Executive Officer, reviews its operating results on an aggregate basis for purposes of allocating resources and evaluating financial performance. The Company has one business activity, the discovery and development of targeted biotherapeutics to treat serious diseases and conditions with unmet medical needs, and there are no segment managers who are held accountable for operations or operating results. Accordingly, the Company operates in one segment. As of December 31, 2022, and 2021, all long-lived assets are located in the United States.

Net Loss Per Share Attributable to Vaccinex, Inc. Common Stockholders

The Company calculates its basic and diluted net loss per share attributable to Vaccinex, Inc. common stockholders by dividing the net loss attributable to common stockholders by the weighted average number of common shares outstanding during the period. Diluted net loss per share is computed by dividing the net loss attributable to common stockholders by the weighted average number of common shares plus common equivalent shares for the period, including any dilutive effect from such shares. Since the Company was in a net loss position for all periods presented, net loss per share attributable to common stockholders was the same on a basic and diluted basis, as the inclusion of all potential common equivalent shares outstanding would have been anti-dilutive.

For purposes of this calculation, stock options to purchase common stock are considered common stock equivalents but have been excluded from the calculation of diluted net loss per share attributable to Vaccinex, Inc. common stockholders as their effect is anti-dilutive.

Recently Adopted Accounting Pronouncements

In February 2016, the FASB issued ASU No. 2016-02, Leases (Topic 842) ("ASU 2016-02"), which requires a lessee to recognize in its consolidated balance sheet a liability to make lease payments and also a right-of-use asset representing its right to use the underlying asset for the lease term. ASU 2016-02 is effective for the Company for annual periods beginning after December 15, 2020 and interim periods within fiscal years beginning after December 15, 2021, requiring the use of a modified retrospective transition approach. In July 2018, the FASB issued ASU No. 2018-11, Leases, Targeted Improvements to ASC 842, Leases, ("ASU 2018-11"), which contains certain amendments to ASU 2016-02 intended to provide relief in implementing the new standard. ASU 2018-11 provides registrants with an option to not restate comparative periods presented in the financial statements. The Company has elected this new transition approach using the effective date of the standard, of which comparative periods will be presented in accordance with the previous guidance in Accounting Standards Codification ("ASC") 840, Leases. The Company adopted his standard on January 1, 2021.

The Company elected to utilize the available package of practical expedients permitted under the transition guidance within the new standard, which does not require the reassessment of the following: (i) whether existing or expired arrangements are or contain a lease, (ii) the lease classification of existing or expired leases, and (iii) whether previous initial direct costs would qualify for capitalization under the new lease standard. Additionally, the Company made accounting policy elections to keep leases with an initial term of 12 months or less off of its balance sheet and not separating lease components from non-lease components for the lease of the Company's headquarters.

The largest impact was the recognition of right-of-use assets and lease liabilities on the consolidated balance sheet, as the Company's lease portfolio primarily consists of an operating lease for its corporate headquarters in Rochester, New York. The Company recognized right-of-use assets and corresponding lease liabilities of approximately \$0.3 million at the date of adoption. The results of operations were not changed significantly as a result of adopting the new standard.

Notes to Consolidated Financial Statements

In the normal course of business, the Company evaluates all new Accounting Standards Updates ("ASU") and other accounting pronouncements issued by the Financial Accounting Standards Board ("FASB"), Securities and Exchange Commission ("SEC"), or other authoritative accounting bodies to determine the potential impact they may have on its Consolidated Financial Statements. The Company does not expect any of the recently issued accounting pronouncements, which have not already been adopted, to have a material impact on its Consolidated Financial Statements.

3. BALANCE SHEET COMPONENTS

Property and Equipment

Property and equipment consist of the following (in thousands):

	As of December 31, 2022	As of December 31, 2021
Leasehold improvements	\$ 3,259	\$ 3,213
Research equipment	3,515	3,499
Furniture and fixtures	350	350
Computer equipment	321	284
Property and equipment, gross	7,445	7,346
Less: accumulated depreciation and amortization	(7,256)	(7,049)
Property and equipment, net	<u>\$ 189</u>	<u>\$ 297</u>

Depreciation expense related to property and equipment was \$207,000 and \$169,000 for the years ended December 31, 2022 and 2021, respectively.

Accrued Expenses

Accrued expenses consist of the following (in thousands):

	As of December 31, 2022	As of December 31, 2021
Accrued clinical trial cost	\$ 335	\$ 468
Accrued payroll and related benefits	308	409
Accrued consulting and legal	127	74
Accrued other	11	29
Accrued expenses	<u>\$ 781</u>	<u>\$ 980</u>

Notes to Consolidated Financial Statements

4. FAIR VALUE OF FINANCIAL MEASUREMENTS

Assets and Liabilities Measured at Fair Value on a Nonrecurring Basis

Assets and liabilities recorded at fair value on a nonrecurring basis in the consolidated balance sheets are categorized based upon the level of judgment associated with the inputs used to measure their fair values. Financial instruments consist of cash, accounts receivable, accounts payable, accrued liabilities, and long-term debt. Cash, accounts receivable, accounts payable, accrued liabilities, and debt, are stated at their carrying value, which approximates fair value due to the short time to the expected receipt or payment date of such amounts.

Assets and Liabilities Measured at Fair Value on a Recurring Basis

Fair value measurement standards also apply to certain financial assets and liabilities that are measured at fair value on a recurring basis (each reporting period). For the Company, these financial assets and liabilities include its cash equivalents deposited in money market funds and derivative instruments. The Company does not have any nonfinancial assets or liabilities that are measured at fair value on a recurring basis.

The assets' or liabilities' fair value measurement level within the fair value hierarchy is based on the lowest level of any input that is significant to the fair value measurement.

The following table sets forth the fair value of the Company's financial assets by level within the fair value hierarchy (in thousands):

	As of December 31, 2022			
	Fair Value	Level 1	Level 2	Level 3
Financial Assets:				
Cash equivalents:				
Money market fund	\$ 3,975	\$ 3,975	\$ -	\$ -
Total Financial Assets	\$ 3,975	\$ 3,975	\$ -	\$ -
	As of December 31, 2021			
	Fair Value	Level 1	Level 2	Level 3
Financial Assets:				
Cash equivalents:				
Money market fund	\$ 426	\$ 426	\$ -	\$ -
Total Financial Assets	\$ 426	\$ 426	\$ -	\$ -

The Company did not transfer any assets measured at fair value on a recurring basis to or from Level 1 and Level 2 during the years ended December 31, 2022 and 2021.

5. LICENSE AND SERVICES AGREEMENT

In November 2017, the Company entered into a license agreement (the "VX3 License Agreement") with VX3, which was formed by a group of Canadian investors including the Company's majority stockholder, FCMI Parent Co. ("FCMI Parent"). VX3 was created for the purpose of funding the Company's research and development activities for pepinemab, the Company's most advanced product candidate. Under the VX3 License Agreement, the Company granted VX3 the license to use, make, have made, sell, offer and import pepinemab for the treatment of Huntington's disease in the U.S. and Canada. In return, VX3 agreed to fund research and development activities with up to an aggregate of \$32.0 million in milestone payments to the Company and to share any pepinemab profits and sublicensing revenue under the agreement in an amount based on a calculation set forth in the agreement. The Company also entered into a services agreement with VX3 (the "Services Agreement"), pursuant to which the Company would carry out development activities for pepinemab for the treatment of Huntington's disease in the U.S. and Canada in exchange for services payments from VX3. The VX3 License Agreement expires upon the last to expire licensed patent and may be terminated by either party upon uncured material breach, the occurrence of certain transactions or financings, uncured failure of VX3 to make payment due under the Services Agreement, or upon written notice after November 6, 2020. The Services Agreement may be terminated by either

Notes to Consolidated Financial Statements

party upon an uncured material breach and is automatically terminated upon termination of the VX3 License Agreement. The VX3 License Agreement provides that upon termination, the Company will issue to VX3 or its designees the number of shares of the Company's common stock equal to the lesser of (1) the aggregate of all payments made to VX3 by its partners divided by \$18.20 and (2) the then fair market value of VX3 divided by the then fair market value of one share of the Company's common stock.

The Company entered into an exchange agreement on August 13, 2018 with VX3 and its partners, including FCMI Parent, that provides each VX3 partner with the right to exchange all, but not less than all, of its partnership interests in VX3 for shares of the Company's common stock. The exchange agreement also provides that FCMI Parent's exercise of its option to exchange its VX3 partnership interests for shares of Company common stock, would trigger the exchange of all VX3 partnership interests for shares of Company common stock.

During the year ended December 31, 2021, exchange transactions were effected whereby all remaining limited partnership interests in VX3 were exchanged for 1,318,797 shares of our common stock in accordance with the terms of the respective exchange agreement and Vaccinex Products and VX3 were dissolved as of September 3, 2021 (See Note 11 and Note 16). Prior to the exchanges, the Company had a variable interest in VX3 through FCMI Parent, which is majority owned and controlled by the Company's chairman, and it controlled 90% of VX3's voting interest as of December 31, 2020. VX3 did not have any business operations or generate any income or expenses and was primarily a funding mechanism specifically for the benefit of the Company, as its only activities consisted of the receipt of funding and the contribution of such funding to the Company. Therefore, the Company determined that it was the primary beneficiary of VX3 and that the operating results of VX3 should be incorporated into the Company's consolidated financial statements accordingly.

For the year ended December 31, 2021, the Company did not receive any amounts from VX3 or record any related capital contributions from noncontrolling interests on the consolidated financial statements. Noncontrolling equity interests did not participate in a proportionate share of the Company's net losses for the year ended December 31, 2021 pursuant to the aforementioned partnership, license, services and exchange agreements.

6. COLLABORATION AGREEMENTS***Surface Oncology, Inc.***

In November 2017, the Company entered into a research collaboration and license option agreement with Surface Oncology, Inc. ("Surface") to identify and select antibodies against two target antigens, using the Company's proprietary technology as described in the agreement. Under the agreement, Surface may purchase exclusive options, exercisable by providing a written notice to the Company, to obtain (i) an exclusive product license to make, use, sell and import products incorporating antibodies targeting the first antigen and (ii) an exclusive research tool license to use antibodies targeting the second antigen to perform research. Surface purchased the first option and exercised the second option and entered into an exclusive research tool license agreement with Surface in the third quarter of 2019.

Under the research collaboration and license option agreement, Surface paid an upfront technology access fee of \$250,000 and makes milestone payments upon completion of each of four designated milestones for the first target antigen specified in the agreement. For the second target antigen, Surface is obligated to make payments to the Company based on time incurred by the Company in the conduct of the work plan described in the agreement. Surface is required to reimburse the Company for expenses incurred (i) in the conduct of the work plan as detailed in the research funding budget and (ii) for patent filings and prosecution of the Company's program intellectual property as described in the agreement. The exercise of each option would also entail a license fee and annual maintenance fees, and in the case of the product license, royalties and additional milestone payments. This agreement will expire upon the latest of the expiration of both research programs and all evaluation and testing periods. During the year ended December 31, 2021 the Company recorded \$850,000 of revenue for a product license for the first target. During each of the years ended December 31, 2022 and 2021, the Company recorded \$50,000 of revenue for an annual maintenance fee for the exclusive product license.

Notes to Consolidated Financial Statements

7. COMMITMENTS AND CONTINGENCIES***Nasdaq Deficiency Notice***

On October 10, 2022, the Company received a letter from the Listing Qualifications staff of The Nasdaq Stock Market (“Nasdaq”) notifying the Company that it is no longer in compliance with the minimum bid price requirement for continued listing on the Nasdaq Capital Market. Nasdaq Listing Rule 5550(a)(2) requires listed companies to maintain a minimum bid price of \$1.00 per share. In accordance with Nasdaq Listing Rule 5810(c)(3)(A), the Company has 180 days, or until April 10, 2023, to regain compliance with the minimum bid price requirement. If our common stock maintains a closing bid price of at least \$1.00 per share for a minimum of 10 consecutive business days during the 180-day compliance period, we will automatically regain compliance. In the event we do not regain compliance with the \$1.00 bid price requirement by April 10, 2023, the Company may be eligible for an additional 180 calendar day compliance period. To qualify, the Company would be required to meet the continued listing requirement for market value of publicly held shares and all other initial listing standards for The Nasdaq Capital Market with the exception of the minimum bid price requirement and provide Nasdaq with written notice of its intention to cure the deficiency during the second compliance period, by effecting a reverse stock split, if necessary. However, if it appears to Listing Qualifications staff that the Company will not be able to cure the deficiency, or if the Company does not meet the other listing standards, Nasdaq could provide notice that the Company’s common stock will become subject to delisting. In the event the Company receives notice that its common stock is being delisted, Nasdaq rules permit the Company to appeal any delisting determination by the Nasdaq staff to a Hearings Panel.

Sublicense Termination Payments

In 2006, the Company licensed certain technology to EUSA Pharma SAS (“EUSA”) and in 2008, this technology was sublicensed by EUSA to Glaxo Group Limited (“GSK”) for development. GSK terminated its sub-license with EUSA in March 2010 and ownership of the technology reverted back to the Company. The Company may be required to pay EUSA up to \$25.5 million plus ongoing royalty payments of 1% of net sales upon the occurrence of certain events involving the previously licensed technology, including Phase 3 clinical trial, FDA acceptance and approval and product sales. The Company is not planning any further commercialization efforts related to the previously licensed technology, and therefore does not anticipate any of the above-described amounts will be paid.

Contingencies

The Company is subject to claims and assessments from time to time in the ordinary course of business. The Company records a provision for a liability when it believes that it is both probable that a liability has been incurred and the amount can be reasonably estimated. Significant judgment is required to determine both probability and the estimated amount.

In the normal course of business, the Company may become involved in legal proceedings. The Company will accrue a liability for such matters when it is probable that a liability has been incurred and the amount can be reasonably estimated. When only a range of possible loss can be established, the most probable amount in the range is accrued. If no amount within this range is a better estimate than any other amount within the range, the minimum amount in the range is accrued. The accrual for a litigation loss contingency might include, for example, estimates of potential damages, outside legal fees and other directly related costs expected to be incurred. As of December 31, 2022, and 2021, the Company was not involved in any material legal proceedings.

8. LEASES

The Company leases its facilities from 1895 Management, Ltd., a New York corporation controlled by an entity affiliated with a director of the Company, under non-cancellable operating leases. Following entry into a lease extension agreement in August 2022, the lease agreement requires monthly rental payments of \$15,048 through October 31, 2024. The Company is responsible for all maintenance, utilities, insurance and taxes related to the facility. The Company has elected the practical expedient on not separating lease components from non-lease components.

The Company accounts for its leases under ASC 842, Leases. Leases with an initial term of 12 months or less are not recorded on the consolidated balance sheet. The Company determines if an arrangement is a lease at inception. Right-of-use assets represent the Company’s right to use an underlying asset for the lease term and lease liabilities represent the Company’s obligation to make lease payments arising from the lease. Operating lease right-of-use assets and lease liabilities are recognized based on the present value of

Notes to Consolidated Financial Statements

lease payments over the lease term. The leases do not provide an implicit rate so in determining the present value of lease payments, the Company utilized its incremental borrowing rate for the applicable lease, which was 7.0%. The Company recognizes lease expense on a straight-line basis over the remaining lease term.

Under the guidance prescribed in ASC 842, the Company elected the practical expedient which does not require re-evaluation of the lease classification upon adoption, therefore, the Company's conclusion that the 1895 Mt Hope Ave Lease was an operating lease, remains. As such, the Company recorded an operating lease right-of-use asset and corresponding operating lease liability on the consolidated balance sheets of \$0.3 million. As of December 31, 2022, the future minimum payments for the operating leases total \$331,060, less imputed interest of \$21,210, for an operating lease liability of \$309,850 as of December 31, 2022. For the years ended December 31, 2022 and 2021, cash paid for amounts included in the measurement of lease liabilities was \$175,000 and \$174,000, respectively.

Rent expense incurred under the operating lease for each of the years ended December 31, 2022 and 2021 was \$175,000 and \$174,000 respectively and is a component of general and administrative expense.

9. LONG-TERM DEBT

On May 8, 2020, the Company received the PPP Loan in the amount of \$1,133,600. The PPP Loan originally matured on May 8, 2022, with no principal payments required prior to the maturity date, and bears interest at an annual rate of 1.0%, with interest payments commencing on November 8, 2020, less the amount of any potential forgiveness. On November 8, 2021, the Company was awarded loan forgiveness of \$876,171 and the remaining balance of the loan was refinanced. The loan has a maturity date of May 8, 2025, bears interest of 1%, and will be repaid in monthly payments of \$6,334. The Company had been accruing interest of the original amount of the PPP loan until forgiveness was granted, and was the related interest accrual was adjusted resulting in a reduction of interest expense of \$4,000 in 2021 within its consolidated statement of operations and comprehensive loss,

10. CONVERTIBLE DEBENTURE

On July 30, 2020, the Company consummated the Convertible Debt Financing pursuant to which the Company issued its Senior Secured Convertible Debenture in the principal amount of \$8,640,000 for a purchase price of \$8,000,000, which reflects an original issue discount of approximately 8% (the "Debenture"), issued pursuant to the Securities Purchase Agreement, dated as of July 30, 2020, with 3i as collateral; agent (the "SPA"). The maturity date of the Debenture was August 3, 2021, and the sale of the Debenture occurred on August 3, 2020.

As of August 3, 2021, the Company repaid the Debenture in full, by making a payment of \$2,755,895, representing all principal and interest due at maturity. The Company has no further obligation under the Debenture and incurred no early termination or prepayment penalties in connection with the repayment.

As a result of the repayment of the Debenture, (i) the Security Agreement dated as of July 31, 2020, between the Company and 3i, LP, as collateral agent, pursuant to which the Company granted a security interest in certain assets of the Company as collateral to secure the Debenture, (ii) the stock underlying the Debenture, and (iii) the SPA, were terminated.

Subject to the satisfaction of certain conditions, at any time, the Company could have elected to redeem all or any portion of the Debenture for an amount equal to 115% of the outstanding principal balance being redeemed plus all accrued unpaid interest on the amount being redeemed and an amount due under the Interest Make-Whole (the "Optional Redemption").

The Debenture also provided that in connection with future capital raising transactions (subject to certain exceptions), the Company must offer to use 20% of the funds raised to redeem amounts outstanding under the Debenture ("Mandatory Redemption"). Any redemption in this circumstance will be at the election of the holder. Consistent with the Optional Conversion or Optional Redemption provisions, the Mandatory Redemption is subject to the Interest Make-Whole. During the year ended December 31, 2021, the Company made payments under the Mandatory Redemption provision totaling \$6,372,575 consisting of \$5,955,678 for principal repayments and \$416,897 for accrued and make-whole interest. During the year ended December 31, 2021, the Company recorded amortization expense of the original issue discount on the Debenture of \$457,737, which is reflected in interest expense on its consolidated statement of operations and comprehensive loss.

Notes to Consolidated Financial Statements

The Company incurred \$50,000 in fees paid to 3i in connection with the issuance of the Debenture. These costs were primarily allocated to the debt component and recognized as additional debt discount. The Company amortized the debt discount, including the initial value of the derivative liability of \$65,000, allocated fees of \$50,000 and the original issuance discount of \$640,000, over the term of the Debenture using the effective interest method. The annual effective interest rate was 16.54%. Total interest expense under the Senior Secured Convertible Debenture for the year ended December 31, 2021 was \$358,105.

11. COMMON STOCK RESERVED FOR ISSUANCE

Common stock has been reserved for the following potential future issuances:

	As of December 31, 2022	As of December 31, 2021
Shares underlying outstanding stock options	1,784,093	1,154,563
Shares available for future stock option grants	382,816	396,324
Total shares of common stock reserved	<u>2,166,909</u>	<u>1,550,887</u>

12. STOCK-BASED COMPENSATION**2011 Employee Equity Plan**

The Company's 2011 Employee Equity Plan (the "2011 Plan") was terminated in connection with the adoption of the Company's 2018 Omnibus Incentive Plan (the "2018 Plan") in August 2018, and the Company will not grant any additional stock options under the 2011 Plan. However, the 2011 Plan will continue to govern the terms and conditions of the outstanding stock options previously granted thereunder. Stock options granted under the 2011 Plan expire in five or ten years from the date of grant.

2018 Omnibus Incentive Plan

In August 2018, the Company's Board of Directors adopted, and its stockholders approved, the 2018 Plan, which allows for the granting of stock, stock option, and stock appreciation rights awards to employees, advisors and consultants. Stock options granted under the 2018 Plan may be either incentive stock options or non-statutory stock options. Incentive stock options may be granted to employees, advisors and consultants at exercise prices of no less than the fair value of the common stock on the grant date. If at the time of grant, the optionee owns stock representing more than 10% of the voting power of all classes of stock of the Company, the exercise price must be at least 110% of the fair value of the common stock on the grant date as determined by the board of directors. Non-statutory stock options may be granted to employees, advisors and consultants at exercise prices of less than the fair market value of a share of common stock on the date the non-statutory stock option is granted but shall under no circumstances be less than adequate consideration as determined by the board of directors for such a share. The vesting period of stock option grants is determined by the board of directors, ranging from zero to eight years. Stock options granted under the 2018 Plan expire in five or ten years from the date of grant.

The Company reserved 425,000 shares of common stock for issuance, subject to certain adjustments, pursuant to awards under the 2018 Plan. Any shares of common stock related to awards outstanding under the 2011 Plan as of the effective date of the 2018 Plan, which thereafter terminate by expiration, forfeiture, cancellation or otherwise without the issuance of such shares, will be added to, and included in, the number of shares of common stock available for grant under the 2018 Plan. In addition, effective January 1, 2020 and continuing until the expiration of the 2018 Plan, the number of shares of common stock available for issuance under the 2018 Plan will automatically increase annually by 2% of the total number of issued and outstanding shares of the Company's common stock as of December 31st of the immediately preceding year or such lesser number as the Company's board of directors may decide, which may be zero. Accordingly, on January 1, 2022, 616,022 additional shares of common stock became available for issuance under the 2018 Plan.

Notes to Consolidated Financial Statements

A summary of the Company's stock option activity and related information is as follows:

	Stock Options	Weighted- Average Exercise Price	Weighted- Average Remaining Contractual Life (Years)	Aggregate Intrinsic Value (in thousands)
Balance as of January 1, 2021	832,868	\$ 6.83	6.9	\$ 2
Granted	346,944	2.47		
Exercised	-	-		\$ -
Forfeited	(25,249)	5.62		
Balance as of December 31, 2021	1,154,563	5.55	6.9	\$ -
Granted	642,478	1.15	9.4	
Exercised	-	-		\$ -
Forfeited	(12,948)	3.20		
Balance as of December 31, 2022	<u>1,784,093</u>	\$ 3.98	7.1	\$ 4
Exercisable as of December 31, 2022	<u>1,013,751</u>	\$ 5.60	5.9	\$ 4

The weighted-average grant date fair value of stock options granted to employees and directors for the years ended December 31, 2022 and 2021 was \$0.78 and \$1.60 per share, respectively. The aggregate grant date fair value of stock options that vested during the years ended December 31, 2022 and 2021 was \$615,378 and \$322,067, respectively.

The intrinsic value of stock options vested and expected to vest and exercisable is calculated based on the difference between the exercise price and the fair value of the Company's common stock as of December 31, 2022 and 2021. The intrinsic value of exercised stock options is the difference between the fair value of the underlying common stock and the exercise price as of the exercise date. The intrinsic value of outstanding and exercisable awards at December 31, 2022 was \$4.00.

As of December 31, 2022, and 2021, total unrecognized compensation cost related to stock options granted to employees was \$561,198 and \$621,996, respectively, which is expected to be recognized over a weighted-average period of 2.1 years as of December 31, 2022 and 2021, respectively.

Determination of Fair Value

The determination of the fair value of stock options on the date of grant using the Black-Scholes option-pricing model is affected by the estimated fair value of the Company's common stock, as well as assumptions regarding a number of variables that are complex, subjective and generally require significant judgment to determine. The assumptions used to calculate the fair value of stock options were:

Fair Value of Common Stock

Prior to the IPO, the fair value of the common stock underlying the stock options was determined by the Company's board of directors, with input from management and third-party valuations. Subsequent to the IPO, the fair value of the Company's common stock was based on its publicly traded price per share.

Expected Term

The expected term represents the period that the Company's stock option awards are expected to be outstanding. Stock options granted have a maximum contractual life of 10 years. The Company estimates the expected term of the stock option to be 6.0 years based on historical data on employee exercises and post-vesting employment termination behavior.

Expected Volatility

As the Company does not have a trading history for its common stock, the expected stock price volatility for the Company's common stock was estimated by taking the average historic price volatility for industry peers based on daily price observations over a

Notes to Consolidated Financial Statements

period equivalent to the expected term of the stock option grants. Industry peers consist of several public companies in the Company's industry which are of similar size, complexity and stage of development. The Company intends to continue to consistently apply this process using the same or similar public companies until a sufficient amount of historical information regarding the volatility of its own share price becomes available, or unless circumstances change such that the identified companies are no longer similar to the Company, in which case, more suitable companies whose share prices are publicly available would be used in the calculation.

Risk-Free Interest Rate

The risk-free interest rate is based on the U.S. Treasury rate, with maturities similar to the expected term of the stock options.

Expected Dividend Yield

The Company does not anticipate paying any dividends in the foreseeable future and, therefore, uses an expected dividend yield of zero.

The grant date fair value of employee stock options was estimated using a Black-Scholes option-pricing model with the following weighted-average assumptions:

	Year Ended December 31,	
	2022	2021
Expected term (in years)	6.0	6.0
Expected volatility	75 %	75 %
Risk-free interest rate	2.4 %	0.7 %
Expected dividend yield	- %	- %

Total stock-based compensation expense recognized in the consolidated statements of operations and comprehensive loss is as follows (in thousands):

	Year Ended December 31,	
	2022	2021
Research and development	\$ 205	\$ 160
General and administrative	340	381
Total stock-based compensation expense	\$ 545	\$ 541

13. INCOME TAXES

No provision for income taxes was recorded in the years ended December 31, 2022 and 2021. The Company remains in a cumulative loss position with a full valuation allowance recorded against its net deferred income tax assets as of December 31, 2022.

The reconciliation of federal statutory income tax rate to the Company's effective income tax rate is as follows:

	Year Ended December 31,	
	2022	2021
Expected income tax benefit at the federal statutory rate	21.0 %	21.0 %
State taxes, net of federal benefit	5.1	5.3
Research and development credit, net	5.2	5.5
Non-deductible items and others	(0.3)	0.6
Change in valuation allowance	(31.0)	(32.4)
Total	0.0 %	0.0 %

Notes to Consolidated Financial Statements

Deferred income taxes reflect the net effects of temporary differences between the carrying amounts of assets and liabilities for financial reporting purposes and the amounts used for income tax purposes. The principal components of the Company's deferred tax assets consisted of the following as of December 31, 2022 and 2021 (in thousands):

	As of December 31,	
	2022	2021
Deferred tax assets:		
Federal and state net operating loss carryforwards	\$ 75,795	\$ 73,802
Research and development tax credits	22,721	21,717
Depreciation and amortization	3,627	394
Reserves and accruals	84	96
Other	510	449
Total deferred tax assets	102,737	96,458
Less: valuation allowance	(102,737)	(96,458)
Net deferred tax assets	-	-
Deferred tax liability:		
Net deferred tax assets and liability	\$ -	\$ -

The Company's valuation allowance increased by \$6.3 million and by \$7.2 million for the years ended December 31, 2022 and 2021, respectively, in order to maintain a full valuation allowance against its deferred tax assets. Based on the Company's history of losses, the Company recorded a full valuation allowance against its deferred tax assets as of December 31, 2022 and 2021. The Company intends to maintain a valuation allowance until sufficient positive evidence exists to support a reversal of the valuation allowance and the realization of the Company's deferred tax assets.

As of December 31, 2022, the Company had federal and state operating loss carryforwards of \$287.8 million and \$298.9 million, which begin to expire in the years ending December 31, 2024 and 2034, respectively. The Company had federal research and development tax credit carryforwards of \$22.7 million as of December 31, 2022. This credit began expiring in the year ending December 31, 2021.

Under the provisions of Sections 382 and 383 of the Internal Revenue Code (the IRC), net operating loss and credit carryforwards and other tax attributes may be subject to limitation if there has been a significant change in ownership of the Company, as defined by the IRC. Future owner or equity shifts could result in limitations on net operating loss and credit carryforwards.

The Company files income tax returns in the U.S. federal jurisdiction as well as many U.S. state jurisdictions. The tax years from January 1, 2019 to December 31, 2022 remain open to examination by the major jurisdictions in which the Company is subject to tax. Fiscal years outside the normal statute of limitations remain open to audit by tax authorities due to tax attributes generated in those early years, which have been carried forward and may be audited in subsequent years when utilized.

The Company evaluates tax positions for recognition using a more-likely-than-not recognition threshold, and those tax positions eligible for recognition are measured as the largest amount of tax benefit that is greater than 50% likely of being realized upon the effective settlement with a taxing authority that has full knowledge of all relevant information. As of December 31, 2022, and 2021, the Company had no unrecognized income tax benefits that would affect the Company's effective tax rate if recognized.

Notes to Consolidated Financial Statements

14. NET LOSS PER SHARE ATTRIBUTABLE TO COMMON STOCKHOLDERS

The following weighted-average common stock equivalents were excluded from the calculation of diluted net loss per share for the periods presented as they had an anti-dilutive effect:

	Year Ended December 31,	
	2022	2021
Options to purchase common stock	1,561,707	1,042,877
Contingently issuable common stock prior to exchange of Vaccinex Products, LP units	-	557,029
Contingently issuable common stock prior to exchange of VX3 units	-	612,876

15. EMPLOYEE BENEFIT PLAN

The Company sponsors a 401(k) plan that stipulates that eligible employees can elect to contribute to the 401(k) plan, subject to certain limitations, up to the lesser of the statutory maximum or 100% of eligible compensation on a pre-tax basis. Through December 31, 2022 and 2021, the Company has not elected to match employee contributions as permitted by the plan. The Company pays the administrative costs for the plan.

16. RELATED PARTY TRANSACTIONS

As discussed in Note 9, the Company leases its facility from 1895 Management, Ltd., a New York corporation controlled by an entity affiliated with the Company's chairman and major stockholder of the Company. Rent expense incurred under this operating lease was \$175,000 and \$174,000, respectively, for each of the years ended December 31, 2022 and 2021.

As discussed in Note 6, in November 2017, the Company entered into a research collaboration and license option agreement with Surface to identify and select antibodies against two target antigens, using the Company's proprietary technology as described in the agreement. At that time, J. Jeffrey Goater served as a member of the Company's board of directors and the Chief Business Officer of Surface, Mr. Goater's term as a member of our board ended at our 2022 annual meeting of stockholders. He currently serves as the Chief Executive Officer and a director of Surface. This agreement will expire upon the latest of the expiration of both research programs and all evaluation and testing periods. During the years ended December 31, 2022 and 2021, respectively, the Company recorded \$50,000 of revenue per year as an annual maintenance fee for the exclusive product license. During the year ended December 31, 2021 the Company recorded \$850,000 of revenue for a product license for the first target.

On January 31, 2022, the Company entered into a stock purchase agreement pursuant to which the Company issued and sold to certain investors 8,747,744 shares of its common stock at a purchase price of \$1.11 per share for aggregate gross proceeds of \$9.7 million ("the January 2022 Private Placement"). FCMI Parent Co. and Friedberg Global-Macro Hedge Fund Ltd. each purchased 1,801,801 shares of our common stock for an aggregate purchase price of \$3,999,998. Albert D. Friedberg, the Company's chairman and beneficial owner of a majority of the Company's outstanding common stock, controls FCMI Parent Co., the Company's majority stockholder, and Friedberg Mercantile Group, the investment manager of the Friedberg Global-Macro Hedge Fund Ltd., which exercises voting and dispositive power over shares held directly by Friedberg Global-Macro Hedge Fund Ltd. Vaccinex (Rochester) L.L.C., which is majority owned and controlled by Dr. Maurice Zauderer, the Company's President, Chief Executive Officer, and a member of its board of directors, and Benbow Estates, which is controlled by Jacob Frieberg, a member of the Company's board of directors, purchased 1,801,801 and 90,090 shares of our common stock for aggregate purchase prices of \$1,999,999 and \$100,000, respectively, in the January 2022 Private Placement. In connection with the January 2022 Private Placement, on January 31, 2022, the Company entered into a registration rights agreement with the investors pursuant to which the Company filed a registration statement on Form S-3 (File No. 333-264236), declared effective on April 27, 2022, to register the resale of the shares acquired by the investors in the January 2022 Private Placement.

Notes to Consolidated Financial Statements

On November 18, 2022 and November 22, 2022, the Company entered into a stock purchase agreement and joinder thereto pursuant to which the Company issued and sold to certain investors 7,142,496 shares of its common stock at a purchase price of \$0.53 per share for aggregate gross proceeds of \$3.8 million (“the November 2022 Private Placement”). FCMI Parent Co., the Company’s majority stockholder, which is controlled by Albert D. Friedberg, the chairman of the Company’s board of directors, Vaccinex (Rochester) L.L.C., which is majority owned and controlled by Dr. Maurice Zauderer, the Company’s President, Chief Executive Officer, and a member of its board of directors, Gee Eff Services Limited, which is controlled by Jacob Frieberg, a member of the Company’s board of directors, and Gerald Van Strydonck, a member of the Company’s board of directors, purchased 3,778,575, 1,511,430, 188,928, and 47,232 shares of our common stock for aggregate purchase prices of \$2,000,000, \$800,000, \$100,000, and \$25,000, respectively, in the November 2022 Private Placement. In connection with the November 2022 Private Placement, on November 22, 2022, the Company entered into a registration rights agreement with the investors pursuant to which the Company filed a registration statement on Form S-3 (File No. 333-269385), declared effective on January 31, 2023, to register the resale of the shares acquired by the investors in the November 2022 Private Placement.

17. SUBSEQUENT EVENT

On March 30, 2023, the Company entered into a stock purchase agreement (the “Stock Purchase Agreement”) pursuant to which the Company issued and sold 4,975,608 shares of its common stock at a purchase price of \$0.41 per share for aggregate gross proceeds of \$2.04 million (“the March 2023 Private Placement”). Two of the investors in the March 2023 Private Placement were affiliated with directors or officers of the Company: FCMI Parent Co. (“FCMI”), which is controlled by Albert D. Friedberg, the chairman of the Company’s board of directors, and Vaccinex (Rochester) L.L.C., which is majority owned and controlled by Dr. Maurice Zauderer, the Company’s President, Chief Executive Officer, and a member of its board of directors. In addition, FCMI made a binding commitment in the Stock Purchase Agreement to purchase, on or prior to May 15, 2023, up to an additional \$2.96 million of shares of the Company’s common stock, less the aggregate purchase price of securities of the Company other than the shares sold by the Company to investors other than FCMI and its affiliates after the closing and on or prior to May 15, 2023, and subject to the terms and conditions of the Stock Purchase Agreement.

CONSENT OF INDEPENDENT REGISTERED PUBLIC ACCOUNTING FIRM

We consent to the incorporation by reference in Registration Statement Nos. 333-269385, 333-264236, 333-246322 and 333-246326 on Form S-3 and Registration Statement No. 333-226964 on Form S-8 of our report dated March 31, 2023, relating to the financial statements of Vaccinex, Inc. appearing in this Annual Report on Form 10-K for the year ended December 31, 2022.

/s/ Deloitte & Touche LLP

Rochester, New York
March 31, 2023

Certification of Chief Executive Officer pursuant to Section 302 of the Sarbanes-Oxley Act of 2002

I, Maurice Zauderer, certify that:

1. I have reviewed this annual report on Form 10-K for the year ended December 31, 2022 of Vaccinex, Inc.;
2. Based on my knowledge, this report does not contain any untrue statement of a material fact or omit to state a material fact necessary to make the statements made, in light of the circumstances under which such statements were made, not misleading with respect to the period covered by this report;
3. Based on my knowledge, the financial statements, and other financial information included in this report, fairly present in all material respects the financial condition, results of operations and cash flows of the registrant as of, and for, the periods presented in this report;
4. The registrant's other certifying officer(s) and I are responsible for establishing and maintaining disclosure controls and procedures (as defined in Exchange Act Rules 13a-15(e) and 15d-15(e)) and internal control over financial reporting (as defined in Exchange Act Rules 13a-15(f) and 15d-15(f)) for the registrant and have:
 - a. Designed such disclosure controls and procedures, or caused such disclosure controls and procedures to be designed under our supervision, to ensure that material information relating to the registrant, including its consolidated subsidiaries, is made known to us by others within those entities, particularly during the period in which this report is being prepared;
 - b. Designed such internal control over financial reporting, or caused such internal control over financial reporting to be designed under our supervision, to provide reasonable assurance regarding the reliability of financial reporting and the preparation of financial statements for external purposes in accordance with generally accepted accounting principles;
 - c. Evaluated the effectiveness of the registrant's disclosure controls and procedures and presented in this report our conclusions about the effectiveness of the disclosure controls and procedures, as of the end of the period covered by this report based on such evaluation; and
 - d. Disclosed in this report any change in the registrant's internal control over financial reporting that occurred during the registrant's most recent fiscal quarter (the registrant's fourth fiscal quarter in the case of an annual report) that has materially affected, or is reasonably likely to materially affect, the registrant's internal control over financial reporting; and
5. The registrant's other certifying officer(s) and I have disclosed, based on our most recent evaluation of internal control over financial reporting, to the registrant's auditors and the audit committee of the registrant's board of directors (or persons performing the equivalent functions):
 - a. All significant deficiencies and material weaknesses in the design or operation of internal control over financial reporting which are reasonably likely to adversely affect the registrant's ability to record, process, summarize and report financial information; and
 - b. Any fraud, whether or not material, that involves management or other employees who have a significant role in the registrant's internal control over financial reporting.

Dated: March 31, 2023

By: /s/ Maurice Zauderer
Maurice Zauderer, Ph.D.
President and Chief Executive Officer
(Principal Executive Officer)

Certification of Chief Financial Officer pursuant to Section 302 of the Sarbanes-Oxley Act of 2002

I, Scott E. Royer, certify that:

1. I have reviewed this annual report on Form 10-K for the year ended December 31, 2022 of Vaccinex, Inc.;
2. Based on my knowledge, this report does not contain any untrue statement of a material fact or omit to state a material fact necessary to make the statements made, in light of the circumstances under which such statements were made, not misleading with respect to the period covered by this report;
3. Based on my knowledge, the financial statements, and other financial information included in this report, fairly present in all material respects the financial condition, results of operations and cash flows of the registrant as of, and for, the periods presented in this report;
4. The registrant's other certifying officer(s) and I are responsible for establishing and maintaining disclosure controls and procedures (as defined in Exchange Act Rules 13a-15(e) and 15d-15(e)) and internal control over financial reporting (as defined in Exchange Act Rules 13a-15(f) and 15d-15(f)) for the registrant and have:
 - a. Designed such disclosure controls and procedures, or caused such disclosure controls and procedures to be designed under our supervision, to ensure that material information relating to the registrant, including its consolidated subsidiaries, is made known to us by others within those entities, particularly during the period in which this report is being prepared;
 - b. Designed such internal control over financial reporting, or caused such internal control over financial reporting to be designed under our supervision, to provide reasonable assurance regarding the reliability of financial reporting and the preparation of financial statements for external purposes in accordance with generally accepted accounting principles;
 - c. Evaluated the effectiveness of the registrant's disclosure controls and procedures and presented in this report our conclusions about the effectiveness of the disclosure controls and procedures, as of the end of the period covered by this report based on such evaluation; and
 - d. Disclosed in this report any change in the registrant's internal control over financial reporting that occurred during the registrant's most recent fiscal quarter (the registrant's fourth fiscal quarter in the case of an annual report) that has materially affected, or is reasonably likely to materially affect, the registrant's internal control over financial reporting; and
5. The registrant's other certifying officer(s) and I have disclosed, based on our most recent evaluation of internal control over financial reporting, to the registrant's auditors and the audit committee of the registrant's board of directors (or persons performing the equivalent functions):
 - a. All significant deficiencies and material weaknesses in the design or operation of internal control over financial reporting which are reasonably likely to adversely affect the registrant's ability to record, process, summarize and report financial information; and
 - b. Any fraud, whether or not material, that involves management or other employees who have a significant role in the registrant's internal control over financial reporting.

Dated: March 31, 2023

By: /s/ Scott E. Royer

Scott E. Royer
Chief Financial Officer
(Principal Financial Officer)

Certification of Chief Executive Officer and Chief Financial Officer pursuant to 18 U.S.C. Section 1350 as adopted pursuant to Section 906 of the Sarbanes-Oxley Act of 2002

In connection with the annual report of Vaccinex, Inc., (the "Company") on Form 10-K for the year ended December 31, 2022 as filed with the Securities and Exchange Commission on the day hereof (the "Report"), I, Maurice Zauderer, Ph.D., President and Chief Executive Officer of the Company and Scott E. Royer, Chief Financial Officer of the Company, certify, pursuant to 18 U.S.C. Section 1350, as adopted pursuant to Section 906 of the Sarbanes-Oxley Act of 2002, that:

1. The Report fully complies with the requirements of Section 13(a) or 15(d) of the Securities Exchange Act of 1934, as amended; and
2. The information contained in the Report fairly presents, in all material respects, the financial condition and results of operations of the Company.

Dated: March 31, 2023

By: /s/ Maurice Zauderer
Maurice Zauderer, Ph.D.
President and Chief Executive Officer

Dated: March 31, 2023

By: /s/ Scott E. Royer
Scott E. Royer
Chief Financial Officer
